

# Ameralloy<sup>®</sup>

## SERVICE IN SPECIALTY STEELS

800 237 0113 [sales@ameralloy.com](mailto:sales@ameralloy.com) [www.ameralloy.com](http://www.ameralloy.com)



Maintenance Alloy Steels



Stainless Steel Alloys



Abrasion / Impact Resistant  
Products



Tool And Die Steels

### Ameralloy Steel Corporation

Executive Offices/Warehouse  
7848 N Merrimac  
Morton Grove, Illinois 60053-2737  
Phone 847 967 0600  
Fax 847 967 0643



# Ameralloy<sup>®</sup>

Ameralloy Steel Corporation



| STEEL<br>COLOR<br>CODES   | <br>DURELLOY                 | <br>DURELLOY TGP            | <br>DURELLOY TUBING     |
|---|---|---|--|
| <br>DURELLOY PM    | <br>DURA-FORM                | <br>AMERA-BRAZE             | <br>AMERA-BRAZE 500     |
| <br>AMERALLOY      | <br>AMERALLOY AR             | <br>AMERICAN-50             | <br>DURA-LUGG           |
| <br>AMERA-MANG   | <br>AMERALLOY OIL          | <br>AMERALLOY-60          | <br>AMERALLOY AIR     |
| <br>AMERALLOY-D  | <br>AMERA-GRAF             | <br>AMERALLOY-5           | <br>AMERALLOY-6       |
| <br>AMERALLOY-7  | <br>AMERALLOY-13           | <br>AMERALLOY-20          | <br>AMERALLOY W1 & W2 |
| <br>AMERALLOY-FH | <br>AMERALLOY HIGH SPEED-2 | <br>AMERA-MOLD            | <br>DURA-KROME        |
| <br>DOUBLE-C     | <br>AMERA-PLEX             | <br>AMERA-PLEX MINE PLATE |  |

# Ameralloy<sup>®</sup>

## MAINTENANCE ALLOY STEELS



**Durelloy™ Heat Treated Alloy**

---

**Durelloy TGP™**

---

**Durelloy™ Threaded Bar**

---

**Dura-Form™ Brake Die**

---

**Durelloy™ Tubing**

---

**Durelloy™ Key Stock**

---

**Durelloy PM™**

---

# Durelloy™

## HEAT TREATED ALLOY



Color Code:  
RED



Durelloy is a well balanced, fine grained electric furnace alloy steel, delivered standard in the heat treated hardness of Rockwell C 28–32. Durelloy is produced for applications requiring high tensile strength, resistance to wear, shock, and fatigue. Each heat lot must pass rigid quality control procedures which assure consistent physical and chemical standards.

In the pre-heat treated condition, Durelloy is excellent for applications requiring high torque and torsional strains. The combined alloy blend of nickel, chrome, molybdenum, and manganese produces excellent physical properties, depth of heat treatment, resistance to many forms of corrosion, excellent toughness, and good ductility.

### Durelloy Replaces Both Carbon And Alloy Grade Standard Steels

#### Carbon Grades

C10xx\*  
C11xx  
C12xx

#### Chrome-Moly Grades

41xx\*

#### Nickel-Moly Grades

46xx  
48xx

#### Nickel-Chrome Grades

31xx  
33xx

#### Chrome-Nickel-Moly Grades


43xx\*  
47xx  
81xx  
86xx  
87xx  
88xx  
93xx  
98xx

\*xx indicates amount of Carbon content.

Alloy steel marketed under various trade names are included, but are too extensive for listing. Contact your Ameralloy representative or Central Sales Office at 847-967-0600 for assistance in clarification and comparison.

### Durelloy Elements Durelloy is a balanced alloy produced in small electric furnace heats.

- **Carbon (C)** Principal hardening element; sets limits for weldability
- **Manganese (MN)** Contributing element for hardness and strength
- **Silicon (SI)** Principal deoxidizer
- **Molybdenum (MO)** Contributing element in hardenability and resisting grain growth
- **Chromium (CR)** Principal element in depth hardening and wear resistance
- **Nickel (NI)** Principal element for strength and toughness
- **Vanadium (V)** Principal element assisting in the formation of stable carbides and a fine microstructure



## Applications

- Arbors
- Armature shafts
- Axles
- Bolts & studs
- Boring bars
- Bushings
- Cement mill shafts
- Chain links & pins
- Conveyor shafts
- Conveyor rollers
- Crane axles
- Crank shafts
- Drill bit bodies
- Drive shafts & gears
- Feed screws
- Flame hardened parts
- Gears
- Gear shafts
- Hammer shafts
- Hoist shafts
- Hooks
- Hubs
- Impeller shafts
- Journals
- Lead screws
- Line shafts
- Mining equipment
- Motor shafts
- Mandrels
- Nuts
- Pinions
- Pins
- Piston & push rods
- Power shovel shafts
- Pump shafts & rods
- Shafts
- Spindles
- Sprockets
- Studs
- Textile equipment
- Tie rods
- Tool holders
- Tracks
- Track pins
- U-Bolts

## Features And Advantages

- Pre-hardened, heat treated, stress relieved
- Machine straightened to minimize distortion and run-out
- Fine grain microstructure
- Free machining (75% machinability rating)
- Work hardening capabilities
- Fatigue resistant
- High shear strength, abrasion resistant
- Precision controlled analysis
- Excellent temperature tensile properties up to 1100°F



## Typical Analysis

- Carbon .35/.42
- Silicon .25/.32
- Molybdenum .15/.30
- Vanadium .01/.04
- Manganese .78/1.10
- Chromium .75/1.09
- Nickel 1.70/1.95

## Specials, Heat Treat & Machining

- **Durelloy pre-machined flats** Thickness 1/2"–2", width 2" to 24", length 72". Blanchard ground top and bottom TOL plus .020–.030
- **Durelloy special heat-treat**
- **Durelloy annealed** Every Durelloy size is available in the annealed condition, and can be further heat treated
- **Durelloy forgings** Custom forging to your specifications
- **Custom machining and grinding**

Available Shapes And Sizes


Rounds



Flats




Squares



Plates



Hexagons



Specials



- Rings
- Blocks
- Gear blanks
- Step-downs

Durelloy Sizes Available For Immediate Shipment

| Rounds |       |        | Squares | Hexagons | Flats     | Plates        |           |                  |
|--------|-------|--------|---------|----------|-----------|---------------|-----------|------------------|
| 1/2    | 3-1/8 | 7-1/4  | 1-1/4   | 3/8      | 1/2 x 2   | 1-1/8 x 2-1/2 | x 3-1/2   | 3/8 x 96 x 120   |
| 5/8    | 3-1/4 | 7-1/2  | 1-1/2   | 1/2      | x 3       | x 4-1/2       | 2 x 4     | 1/2 x 96 x 120   |
| 3/4    | 3-3/8 | 7-3/4  | 1-3/4   | 5/8      | x 4       | 1-1/4 x 2     | x 4-1/2   | 3/4 x 96 x 120   |
| 7/8    | 3-1/2 | 8      | 2       | 3/4      | 5/8 x 3   | x 2-1/2       | x 5       | 1 x 96 x 120     |
| 1      | 3-5/8 | 8-1/4  | 2-1/4   | 7/8      | x 2-1/2   | x 3           | x 6       | 1-1/4 x 96 x 120 |
| 1-1/8  | 3-3/4 | 8-1/2  | 2-1/2   | 1        | x 3       | x 3-1/2       | x 8       | 1-1/2 x 96 x 120 |
| 1-1/4  | 4     | 8-3/4  | 2-3/4   | 1-1/8    | x 4       | x 4           | 2-1/2 x 3 | 2 x 96 x 120     |
| 1-3/8  | 4-1/8 | 9      | 3       | 1-1/4    | x 4-1/2   | x 4-1/2       | x 3-1/2   | 2-1/2 x 96 x 120 |
| 1-1/2  | 4-1/4 | 9-1/2  | 3-1/2   | 1-3/8    | 3/4 x 1   | x 5           | x 4       | 3 x 96 x 120     |
| 1-5/8  | 4-3/8 | 10     | 4       | 1-1/2    | x 2       | x 6           | x 4-1/2   | 3-1/2 x 96 x 144 |
| 1-3/4  | 4-1/2 | 10-1/2 | 4-1/2   | 1-5/8    | x 3       | x 8           | x 5       | 4 x 96 x 144     |
| 1-7/8  | 4-3/4 | 11     | 5       | 1-3/4    | x 4       | 1-1/2 x 2     | x 6       | 5 x 96 x 144     |
| 2      | 5     | 11-1/4 | 5-1/2   | 2        | 1 x 1-1/2 | x 2-1/2       | x 8       | 6 x 96 x 144     |
| 2-1/8  | 5-1/4 | 11-1/2 | 6       | 2-1/8    | x 2       | x 3           | 3 x 4     | 8 x 96 x 144     |
| 2-1/4  | 5-1/2 | 12     | 8       | 2-1/4    | x 2-1/2   | x 3-1/2       | x 5       |                  |
| 2-3/8  | 5-3/4 | 14     |         | 2-3/8    | x 3       | x 4           | x 6       |                  |
| 2-1/2  | 6     | 15-1/2 |         | 2-1/2    | x 3-1/2   | x 4-1/2       | x 8       |                  |
| 2-5/8  | 6-1/4 | 16     |         | 2-3/4    | x 4       | x 5           | 3-1/2 x 8 |                  |
| 2-3/4  | 6-1/2 | 18     |         | 3        | x 4-1/2   | x 6           | 4 x 5     |                  |
| 2-7/8  | 6-3/4 | 20     |         | 3-1/4    | x 5       | x 8           | x 6       |                  |
| 3      | 7     | 24     |         | 3-1/2    | x 6       | 2 x 2-1/2     | x 8       |                  |
|        |       |        |         |          |           | x 3           |           |                  |

Lengths: 18'-20' or custom cut to size.

**Mechanical Properties** As stocked in the heat treated (hardened) condition

| Tensile Strength<br>PSI | Yield Point<br>PSI | Elongated In 2"<br>% | Reduction Of Area<br>% | Brinell Hardness<br>BHN | Charpy V-Notch<br>FT-LB |
|-------------------------|--------------------|----------------------|------------------------|-------------------------|-------------------------|
| 155/172,000             | 140/155,000        | 21.0/18.0            | 62/54                  | 312/330                 | 60/25                   |

Properties are typical over a wide range of cross-sectional dimensions. Refer to following charts.

**Tempering, Tensile, Yield Data**

| Section Size<br>Inches | Tempering Temperature<br>°F/°C | Tensile Strength<br>PSI | Yield Point<br>PSI | Elongated In 2"<br>% | Reduction Of Area<br>% | Surface Hardness<br>BHN | Charpy V-Notch<br>FT-LB | Mid-Radius Hardness<br>BHN |
|------------------------|--------------------------------|-------------------------|--------------------|----------------------|------------------------|-------------------------|-------------------------|----------------------------|
| 1                      | AQ                             | —                       | —                  | —                    | —                      | 698                     | —                       | 698                        |
|                        | 800/427                        | 246,500                 | 234,000            | 12.5                 | 48.5                   | 480                     | 13                      | 480                        |
|                        | 1000/538                       | 198,250                 | 189,500            | 18.5                 | 58.0                   | 412                     | 22                      | 412                        |
|                        | 1200/649                       | 166,500                 | 154,750            | 20.5                 | 60.8                   | 302                     | 54                      | 302                        |
| 2                      | AQ                             | —                       | —                  | —                    | —                      | 660                     | —                       | 660                        |
|                        | 800/427                        | 238,750                 | 226,000            | 14.5                 | 52.5                   | 469                     | 15                      | 469                        |
|                        | 1000/538                       | 202,000                 | 190,750            | 18.6                 | 59.0                   | 412                     | 22                      | 412                        |
|                        | 1200/649                       | 164,000                 | 155,500            | 21.2                 | 61.5                   | 340                     | 56                      | 340                        |
| 4                      | AQ                             | —                       | —                  | —                    | —                      | 586                     | —                       | 586                        |
|                        | 800/427                        | 222,000                 | 208,500            | 16.0                 | 54.0                   | 442                     | 20                      | 440                        |
|                        | 1000/538                       | 196,750                 | 184,500            | 19.0                 | 60.5                   | 410                     | 25                      | 402                        |
|                        | 1200/649                       | 162,250                 | 154,000            | 21.5                 | 64.0                   | 336                     | 58                      | 332                        |
| 6                      | AQ                             | —                       | —                  | —                    | —                      | 498                     | —                       | 488                        |
|                        | 800/427                        | 205,500                 | 190,250            | 16.8                 | 55.0                   | 408                     | 24                      | 398                        |
|                        | 1000/538                       | 192,000                 | 178,000            | 19.8                 | 61.8                   | 398                     | 27                      | 390                        |
|                        | 1200/649                       | 160,000                 | 149,500            | 21.8                 | 64.6                   | 330                     | 62                      | 326                        |
| 8                      | AQ                             | —                       | —                  | —                    | —                      | 412                     | —                       | 396                        |
|                        | 800/427                        | 198,750                 | 183,500            | 18.2                 | 56.2                   | 396                     | 24                      | 390                        |
|                        | 1000/538                       | 190,500                 | 172,500            | 20.5                 | 62.5                   | 388                     | 28                      | 380                        |
|                        | 1200/649                       | 154,500                 | 146,250            | 22.0                 | 65.5                   | 322                     | 68                      | 316                        |

Durelloy bar samples oil-quenched from 1550°F (843°C).

**Normalized** Air cooled from 1550°F – 1650°F (843°C – 899°C)

| Section Size<br>Inches | Tensile Strength<br>PSI | Yield Point<br>% | Elongated In 2"<br>% | Reduction Of Area<br>% | Brinell Hardness<br>BHN | Charpy V-Notch<br>FT-LB |
|------------------------|-------------------------|------------------|----------------------|------------------------|-------------------------|-------------------------|
| 1                      | 214,500                 | 176,000          | 15.3                 | 53.7                   | 402                     | 13                      |
| 2                      | 208,750                 | 172,500          | 15.7                 | 54.2                   | 394                     | 14                      |
| 4                      | 198,000                 | 165,750          | 16.5                 | 55.1                   | 376                     | 16                      |
| 6                      | 184,500                 | 151,250          | 17.2                 | 56.0                   | 358                     | 18                      |
| 8                      | 168,000                 | 138,500          | 17.8                 | 56.4                   | 332                     | 20                      |

**Annealed** Slow cooled from 1600°F (871°C)

|   |         |        |      |      |     |    |
|---|---------|--------|------|------|-----|----|
| 1 | 116,250 | 84,500 | 28.5 | 68.2 | 210 | 81 |
|---|---------|--------|------|------|-----|----|

## Critical Points

| Heating At 50° Per Hour |                 | Cooling At 50° Per Hour |                 | Ms    |
|-------------------------|-----------------|-------------------------|-----------------|-------|
| AC <sup>1</sup>         | AC <sup>3</sup> | AR <sup>3</sup>         | AR <sup>1</sup> |       |
| 1360°F                  | 1495°F          | 1350°F                  | 1220°F          | 525°F |
| 738°C                   | 813°C           | 732°C                   | 660°C           | 274°C |

## Forging

Heat thoroughly to 2250°F (1232°C) Max. Reheat as often as necessary to finish forging operation, but do not work below 1550°F (816°C). May be air-cooled (*normalized*) or oil-quenched after forging. For maximum properties, tempering is recommended prior to cooling below 150°F (66°C). Refer to *Metallurgical Data* for resultant properties.

## Annealing

Heat to 1500°–1600°F (816°–871°C). Hold for 1 hour per inch of greatest thickness. Slow cool to 500°F (260°C). Air cool. Refer to *Metallurgical Data* for resultant properties.

## Normalizing

Heat to 1550°–1650°F (843°–899°C). Soak thoroughly. Air cool. Refer to *Metallurgical Data* for resultant properties.

## Hardening

- **Heating** Heat slowly and uniformly to 1550°–1650°F (843°–899°C). Hold for 1 hour per inch of greatest thickness. Soak thoroughly.
- **Quenching** Oil-quenching preferred. Agitate quenching medium as section size increases to accelerate process and provide more uniform cooling.
- **Tempering** All steels possess residual stresses and brittleness after normalizing or hardening by quenching, regardless of quenching medium. When possible, tempering is necessary to relieve these stresses and

impart the required combination of strength and ductility (toughness). Tempering consists of heating to a temperature below the lower critical (AC1–1360°F), and holding for 1 hour per inch of greatest thickness. Follow tempering by cooling in still air.

Begin tempering before quenched section cools below 150°F.

Durelloy can be tempered in the range of 300°–1300°F (149°–704°C), depending on the application and final properties desired (wear vs. toughness ratio). The lower the tempering temperature, the higher the resultant hardness and resistance to wear. The higher the tempering temperature, the lower the resultant hardness and the greater the strength/toughness combination.

**Hardness properties of .505" diameter test specimens, oil-quenched from 1550°F (843°C) and tempered as shown:**

| Tempering Temperature |     | Hardness<br>BHN |
|-----------------------|-----|-----------------|
| °F                    | °C  |                 |
| 300                   | 149 | 612             |
| 500                   | 260 | 548             |
| 700                   | 371 | 498             |
| 900                   | 482 | 439             |
| 1100                  | 593 | 365             |
| 1300                  | 704 | 289             |

Refer to *Metallurgical Data* for resultant properties. Optimum properties depend on adequate facilities and processing. Duralloy-HT, from Ameralloy stock, should be used when possible.





## Surface (Case) Hardening

- Flame hardening** In some applications, it is desirable that surfaces subjected to extreme wear be harder than other surfaces of the same piece. The surfaces to be further hardened are heated with an oxyacetylene flame torch to a temperature of 1500°–1700°F (red/orange color), then rapidly quenched.

The exact quenching medium is determined by the percentage of heated surface. Small surfaces of larger pieces can simply be air-quenched because of rapid cooling due to the conduction of heat away from the small heated surface into the larger adjacent surfaces. Pieces with a larger percentage of surfaces to be hardened should be quenched by spraying with water. Residual heat after quenching will relieve hardening stresses.

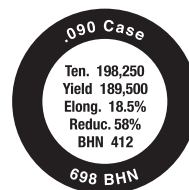
This flame hardening process can yield hardnesses of 578–698 BHN with a hardness depth of up to 1/4".

- Carburizing** Carburizing is the process of adding additional carbon to surface of steel by heating the metal to a temperature below its melting point in contact with carbonaceous solids (*pack-carburizing*), liquids (*liquid-carburizing*), or gases (*gas-carburizing*). High surface hardnesses are obtained while the core retains strength, ductility, and toughness.

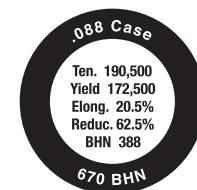
Localized carburizing may also be accomplished by applying a protective coating which the carbon will not penetrate. Commercial pastes are widely available.

Durelloy carburizing case depths (inches), when carburized and quenched immediately in agitated oil and tempered at 300°–400°F. Resultant surface hardness of 615/700 BHN:

| Hours | 1550°F<br>(843°C) | 1650°F<br>(899°C) | 1750°F<br>(954°C) | 1850°F<br>(1010°C) |
|-------|-------------------|-------------------|-------------------|--------------------|
| 2     | .024              | .034              | .046              | .062               |
| 4     | .033              | .047              | .064              | .089               |
| 6     | .040              | .058              | .079              | .109               |
| 8     | .046              | .067              | .090              | .123               |
| 10    | .051              | .072              | .101              | .137               |
| 12    | .057              | .079              | .111              | .151               |
| 16    | .065              | .089              | .126              | .172               |
| 20    | .072              | .101              | .141              | .192               |
| 24    | .079              | .111              | .155              | .208               |



Carburized at  
1750°F for 8 hours.  
Quenched in  
agitated oil.  
Tempered at 300°F



Carburized at  
1750°F for 8 hours.  
Quenched in  
agitated oil.  
Tempered at 400°F



**Durelloy HR (hot roll) and Durelloy TGP heat treated alloy steel can be welded using standard welding methods.**

---


No special electrode needed. Standard low-hydrogen rods recommended for maximum strengths. Most popular AWS designations are E7016, 7018, 10016 and (10018–preferred).

---


- Because of the carbon and other alloy elements, pre-heating to approximately (800 degrees) is recommended. Keep at pre-heated temperature during welding to prevent under-bed cracking.
- Welding rods should be clean and dry. Insure welding surface is clean. Hold inter-pass temperature at (800 degrees). Use minimum recommended arc voltage and amperage and reduce amperage slightly for secondary and finishing passes.
- Use the smallest-diameter electrode, rod or wire that will do the job.
- Travel slowly and straight.
- Use several small stringer beads rather than deposits. A weave bead of (2½) times the rod diameter can be used. Brush slag and dirt from the beads frequently.
- When welding cracks, cracks should be U-ed not V-ed; sharp angles tend to induce cracking. Take care to grind away any and all existing cracks.
- To relieve welding stresses, a post-heat of approximately (400 degrees) should be maintained for (2) hours.

# Durelloy-TGP™

**HEAT TREATED ALLOY**



Color Code:  
ENDS RED



Durelloy-TGP is produced from Durelloy hot roll heat treat 28-32 Rc bars, then precision turned, ground, and flawlessly polished to exacting sizes. Durelloy-TGP eliminates costly machining to size at your plant, which helps reduce downtime. Durelloy-TGP allows you to produce long, straight keyways without bowing problems.

## Features And Advantages

- Precision tuned, ground and polished
- Not cold drawn, free from drawing stresses
- Straightness guaranteed prior to shipment
- Good weldability
- Free machining
- Ultra fine grain microstructure
- Wear resistant
- Eliminates premature fatigue/failure due to hardness and high luster
- Stress relieved

## Applications

- Arbors
- Gear shafts
- Journals
- Line shafts
- Lead screws
- Drive shafts
- Motor shafts
- Crank shafts
- Armature shafts
- Cement mill shafts
- Textile equipment
- Mining equipment
- Generator shafts
- Pinions
- Piston rods
- Push rods
- Spindles
- Feed screws
- Tie rods

## Standard Tolerances

- Standard finish of 8 micro-inches
- 1/4" to 4" diameter: +.000" to -.002" tolerance
- Over 4" diameter: +.000" to -.003" tolerance
- Closer tolerance of +/- .0005" available

*All shipments of Durelloy-TGP are specially oiled, then wrapped or tubed and delivered in perfect condition. All bars are inspected prior to shipping for straightness and tolerances.*

## Durelloy-TGP Rounds 1/8" Diameter Rounds in 1/16" Increments

|       |        |         |         |         |         |         |         |
|-------|--------|---------|---------|---------|---------|---------|---------|
| 1/8   | 3/4    | 1-5/16  | 1-7/8   | 2-7/16  | 3       | 4       | 5-15/16 |
| 3/16  | 13/16  | 1-3/8   | 1-15/16 | 2-1/2   | 3-1/8   | 4-1/4   | 6       |
| 1/4   | 7/8    | 1-7/16  | 2       | 2-9/16  | 3-3/16  | 4-7/16  | 6-1/2   |
| 5/16  | 15/16  | 1-1/2   | 2-1/16  | 2-5/8   | 3-1/4   | 4-1/2   | 7       |
| 3/8   | 1      | 1-9/16  | 2-1/8   | 2-11/16 | 3-3/8   | 4-3/4   | 8       |
| 1/2   | 1-1/16 | 1-5/8   | 2-3/16  | 2-3/4   | 3-7/16  | 4-15/16 |         |
| 9/16  | 1-1/8  | 1-11/16 | 2-1/4   | 2-13/16 | 3-1/2   | 5       |         |
| 5/8   | 1-3/16 | 1-3/4   | 2-5/16  | 2-7/8   | 3-3/4   | 5-7/16  |         |
| 11/16 | 1-1/4  | 1-13/16 | 2-3/8   | 2-15/16 | 3-15/16 | 5-1/2   |         |

Lengths: 20' R/L. Larger sizes and metric sizes in stock.



# Dura-Form™

## BRAKE DIE



Color Code:  
BLACK

Dura-Form is a heat treated tooling alloy which is oil-quenched and tempered to develop a full balance of mechanical properties. Dura-Form heat treated alloy has every requisite for excellent brake die service, high wear resistance, adequate toughness, high resistance to impact, and good machinability. Dura-Form is stress relieved before the final gag straightening process to ensure a minimum of residual stresses, and to eliminate warping and bowing.

### Typical Analysis

- Carbon .48/.51
- Manganese .87/1.05
- Chromium 1.00/1.25
- Vanadium .20/.30
- Silicon .24/.35
- Molybdenum .25/.35

### Heat Treatment

- **Forging** 1900°–2100°F, cool slowly
- **Annealing** 1400°–1450°F, Brinell 185–195
- **Normalizing** 1600°–1650°F
- **Hardening** 1500°–1600°F, oil-quench
- **Tempering** 300°– 1300°F, average hardness after heat treatment Brinell 241–601

### Applications

- Bead-forming dies
- Bending dies
- Corrugating dies
- Double-decker dies
- Flanging dies
- Multi vee dies
- Offset dies
- Seaming dies

### Features And Advantages

- Heat treated—ready to use
- Free machining
- Machine straightened
- High compressive strength
- Controlled analysis
- Hardened to Brinell 248–293
- High carbon content insures greater resistance to wear
- Machines to a smooth finish without grinding

### Typical Mechanical Properties

| Draw       | 300°F   | 500°F   | 800°F   | 1200°F  | 1300°F  |
|------------|---------|---------|---------|---------|---------|
| Tensile    | 340,000 | 295,000 | 231,000 | 141,500 | 120,000 |
| Yield psi  | 327,000 | 256,000 | 214,000 | 129,000 | 112,000 |
| Elongation | 9%      | 12%     | 11%     | 21%     | 24%     |
| Red. area  | 24%     | 31%     | 33%     | 56%     | 60%     |
| BHN        | 601     | 560     | 462     | 275     | 248     |
| Rockwell C | 58      | 56      | 47      | 28      | 25      |

### Dura-Form Shapes And Sizes Available For Immediate Shipment

| Squares |       | Flats   |         |         |         |         |         |     |
|---------|-------|---------|---------|---------|---------|---------|---------|-----|
| 1/2     | 3     | 1/2     | 3/4     | x 3-1/2 | x 4     | x 4     | x 4-1/2 | 3   |
| 5/8     | 3-1/2 | x 2     | x 1     | x 4     | x 4-1/2 | x 4-1/2 | x 5     | x 4 |
| 1-1/8   | 4     | x 3     | x 2     | x 4-1/2 | x 5     | x 5     | x 6     | x 5 |
| 1-1/4   | 4-1/2 | x 4     | x 3     | x 5     | x 6     | x 6     | x 8     | x 6 |
| 1-1/2   | 5     | 5/8     | x 4     | x 6     | x 8     | x 8     | 2-1/2   | 4   |
| 1-3/4   | 5-1/2 | x 2     | 1       | 1-1/4   | 1-1/2   | 2       | x 3     | x 5 |
| 2       | 6     | x 2-1/2 | x 1-1/2 | x 2     | x 2     | x 2-1/2 | x 3-1/2 | x 6 |
| 2-1/4   | 8     | x 4     | x 2     | x 2-1/2 | x 2-1/2 | x 3     | x 4     | x 8 |
| 2-1/2   | 10    | x 4-1/2 | x 2-1/2 | x 3     | x 3     | x 3-1/2 | x 5     |     |
| 2-3/4   |       | x 3     |         | x 3-1/2 | x 3-1/2 | x 4     | x 6     |     |


Lengths: 20' R/L. Available for immediate shipment.

# Durelloy™

## TUBING



Color Code:  
RED



Durelloy Tubing is a fine grained alloy delivered with perfect concentricity and excellent machinability. When oil-quenched, Durelloy Tubing provides a tough core and excellent case hardness. Also available: Durelloy-FM and Durelloy-CD Tubing.

### Applications

- Sleeves
- Slitters
- Spacers
- Ring gauges
- Punches
- Rings
- Bushings
- Bearings
- Collets
- Knives
- Wearing rolls
- Cams
- Ring dies
- Trimmers
- Rollers

### Features And Advantages

- Fully annealed
- Fine grain structure
- Free machining
- Excellent weldability
- Tough core with case hardness

### Typical Analysis

- Carbon .18/.25
- Manganese .50/.70
- Chromium .85/1.10
- Silicon .20/.35
- Molybdenum .25/.32

### Heat Treatment

- **Case hardening** Direct quenching only
- **Carburizing** 1725°–1750°F
- **Oil-quench** Case: Rockwell C 58–62
- **Tempering** 300°– 330°F, case: Rc 58–62
- Above heat treatment produces coarse case
- Core hardness will be approx. Rc 20–35

### Durelloy Tubing Sizes Available For Immediate Shipment

| Tube Ident. | Outer Dia. | Wall Thickness | Inner Dia. | Tube Ident. | Outer Dia. | Wall Thickness | Inner Dia. | Tube Ident. | Outer Dia. | Wall Thickness | Inner Dia. | Tube Ident. | Outer Dia. | Wall Thickness | Inner Dia. |
|-------------|------------|----------------|------------|-------------|------------|----------------|------------|-------------|------------|----------------|------------|-------------|------------|----------------|------------|
| 101         | 1          | 3/32           | 13/16      | 131         | 1-1/2      | 7/32           | 1-1/16     | 161         | 2          | 5/32           | 1-11/16    | 191         | 2-1/2      | 9/64           | 2-7/32     |
| 102         | 1          | 7/64           | 25/32      | 132         | 1-1/2      | 1/4            | 1          | 162         | 2          | 11/64          | 1-21/32    | 192         | 2-1/2      | 5/32           | 2-3/16     |
| 103         | 1          | 1/8            | 3/4        | 133         | 1-5/8      | 3/32           | 1-7/16     | 163         | 2          | 3/16           | 1-5/8      | 193         | 2-1/2      | 3/16           | 2-1/8      |
| 104         | 1          | 9/64           | 23/32      | 134         | 1-5/8      | 7/64           | 1-13/32    | 164         | 2          | 7/32           | 1-9/16     | 194         | 2-1/2      | 7/32           | 2-1/16     |
| 105         | 1          | 5/32           | 11/16      | 135         | 1-5/8      | 1/8            | 1-3/8      | 165         | 2          | 1/4            | 1-1/2      | 195         | 2-1/2      | 1/4            | 2          |
| 106         | 1          | 3/16           | 5/8        | 136         | 1-5/8      | 5/32           | 1-5/16     | 166         | 2          | 9/32           | 1-7/16     | 196         | 2-1/2      | 9/32           | 1-15/16    |
| 107         | 1-1/8      | 3/32           | 15/16      | 137         | 1-5/8      | 3/16           | 1-1/4      | 167         | 2          | 5/16           | 1-3/8      | 197         | 2-1/2      | 5/16           | 1-7/8      |
| 108         | 1-1/8      | 7/64           | 29/32      | 138         | 1-5/8      | 7/32           | 1-3/16     | 168         | 2          | 3/8            | 1-1/4      | 198         | 2-1/2      | 3/8            | 1-3/4      |
| 109         | 1-1/8      | 1/8            | 7/8        | 139         | 1-5/8      | 1/4            | 1-1/8      | 169         | 2-1/4      | 3/32           | 2-1/16     | 199         | 2-5/8      | 3/32           | 2-7/16     |
| 110         | 1-1/8      | 5/32           | 13/16      | 140         | 1-3/4      | 3/32           | 1-9/16     | 170         | 2-1/4      | 7/64           | 2-1/32     | 200         | 2-5/8      | 1/8            | 2-3/8      |
| 111         | 1-1/8      | 3/16           | 3/4        | 141         | 1-3/4      | 7/64           | 1-17/32    | 171         | 2-1/4      | 1/8            | 2          | 201         | 2-5/8      | 5/32           | 2-5/16     |
| 112         | 1-1/4      | 3/32           | 1-1/16     | 142         | 1-3/4      | 1/8            | 1-1/2      | 172         | 2-1/4      | 5/32           | 1-15/16    | 202         | 2-5/8      | 3/16           | 2-1/4      |
| 113         | 1-1/4      | 7/64           | 1-1/32     | 143         | 1-3/4      | 9/64           | 1-15/32    | 173         | 2-1/4      | 3/16           | 1-7/8      | 203         | 2-5/8      | 7/32           | 2-3/16     |
| 114         | 1-1/4      | 1/8            | 1          | 144         | 1-3/4      | 5/32           | 1-7/16     | 174         | 2-1/4      | 7/32           | 1-13/16    | 204         | 2-5/8      | 1/4            | 2-1/8      |
| 115         | 1-1/4      | 9/64           | 31/32      | 145         | 1-3/4      | 3/16           | 1-3/8      | 175         | 2-1/4      | 1/4            | 1-3/4      | 205         | 2-5/8      | 5/16           | 2          |
| 116         | 1-1/4      | 5/32           | 15/16      | 146         | 1-3/4      | 7/32           | 1-5/16     | 176         | 2-1/4      | 9/32           | 1-11/16    | 206         | 2-3/4      | 3/32           | 2-9/16     |
| 117         | 1-1/4      | 3/16           | 7/8        | 147         | 1-3/4      | 1/4            | 1-1/4      | 177         | 2-1/4      | 5/16           | 1-5/8      | 207         | 2-3/4      | 7/64           | 2-17/32    |
| 118         | 1-1/4      | 7/32           | 13/16      | 148         | 1-3/4      | 9/32           | 1-3/16     | 178         | 2-1/4      | 3/8            | 1-1/2      | 208         | 2-3/4      | 1/8            | 2-1/2      |
| 119         | 1-3/8      | 3/32           | 1-3/16     | 149         | 1-7/8      | 3/32           | 1-11/16    | 179         | 2-3/8      | 3/32           | 2-3/16     | 209         | 2-3/4      | 5/32           | 2-7/16     |
| 120         | 1-3/8      | 1/8            | 1-1/8      | 150         | 1-7/8      | 7/64           | 1-21/32    | 180         | 2-3/8      | 7/64           | 2-5/32     | 210         | 2-3/4      | 3/16           | 2-3/8      |
| 121         | 1-3/8      | 5/32           | 1-1/16     | 151         | 1-7/8      | 1/8            | 1-5/8      | 181         | 2-3/8      | 1/8            | 2-1/8      | 211         | 2-3/4      | 7/32           | 2-5/16     |
| 122         | 1-3/8      | 3/16           | 1          | 152         | 1-7/8      | 9/64           | 1-19/32    | 182         | 2-3/8      | 9/64           | 2-3/32     | 212         | 2-3/4      | 1/4            | 2-1/4      |
| 123         | 1-3/8      | 7/32           | 15/16      | 153         | 1-7/8      | 5/32           | 1-9/16     | 183         | 2-3/8      | 5/32           | 2-1/16     | 213         | 2-3/4      | 9/32           | 2-3/16     |
| 124         | 1-3/8      | 1/4            | 7/8        | 154         | 1-7/8      | 3/16           | 1-1/2      | 184         | 2-3/8      | 3/16           | 2          | 214         | 2-3/4      | 5/16           | 2-1/8      |
| 125         | 1-1/2      | 3/32           | 1-5/16     | 155         | 1-7/8      | 7/32           | 1-7/16     | 185         | 2-3/8      | 7/32           | 1-15/16    | 215         | 2-3/4      | 3/8            | 2          |
| 126         | 1-1/2      | 7/64           | 1-9/32     | 156         | 1-7/8      | 1/4            | 1-3/8      | 186         | 2-3/8      | 1/4            | 1-7/8      | 216         | 2-3/4      | 7/16           | 1-7/8      |
| 127         | 1-1/2      | 1/8            | 1-1/4      | 157         | 1-7/8      | 9/32           | 1-5/16     | 187         | 2-3/8      | 5/16           | 1-3/4      | 217         | 2-7/8      | 3/32           | 2-11/16    |
| 128         | 1-1/2      | 9/64           | 1-7/32     | 158         | 2          | 3/32           | 1-13/16    | 188         | 2-1/2      | 3/32           | 2-5/16     | 218         | 2-7/8      | 1/8            | 2-5/8      |
| 129         | 1-1/2      | 5/32           | 1-3/16     | 159         | 2          | 7/64           | 1-25/32    | 189         | 2-1/2      | 7/64           | 2-9/32     | 219         | 2-7/8      | 9/64           | 2-19/32    |
| 130         | 1-1/2      | 3/16           | 1-1/8      | 160         | 2          | 1/8            | 1-3/4      | 190         | 2-1/2      | 1/8            | 2-1/4      | 220         | 2-7/8      | 5/32           | 2-9/16     |

(continued)

## Durelloy Tubing Sizes Available For Immediate Shipment (continued)

| Tube Ident. | Outer Dia. | Wall Thickness | Inner Dia. | Tube Ident. | Outer Dia. | Wall Thickness | Inner Dia. | Tube Ident. | Outer Dia. | Wall Thickness | Inner Dia. | Tube Ident. | Outer Dia. | Wall Thickness | Inner Dia. |
|-------------|------------|----------------|------------|-------------|------------|----------------|------------|-------------|------------|----------------|------------|-------------|------------|----------------|------------|
| 221         | 2-7/8      | 3/16           | 2-1/2      | 296         | 4          | 1/4            | 3-1/2      | 371         | 5-3/4      | 3/32           | 5-9/16     | 446         | 8          | 3/32           | 7-13/16    |
| 222         | 2-7/8      | 7/32           | 2-7/16     | 297         | 4          | 9/32           | 3-7/16     | 372         | 5-3/4      | 1/8            | 5-1/2      | 447         | 8          | 1/8            | 7-3/4      |
| 223         | 2-7/8      | 1/4            | 2-3/8      | 298         | 4          | 5/16           | 3-3/8      | 373         | 5-3/4      | 3/16           | 5-3/8      | 448         | 8          | 3/16           | 7-5/8      |
| 224         | 2-7/8      | 9/32           | 2-5/16     | 299         | 4          | 3/8            | 3-1/4      | 374         | 5-3/4      | 1/4            | 5-1/4      | 449         | 8          | 1/4            | 7-1/2      |
| 225         | 2-7/8      | 5/16           | 2-1/4      | 300         | 4          | 7/16           | 3-1/8      | 375         | 5-3/4      | 5/16           | 5-1/8      | 450         | 8          | 3/8            | 7-1/4      |
| 226         | 2-7/8      | 3/8            | 2-1/8      | 301         | 4          | 1/2            | 3          | 376         | 5-3/4      | 3/8            | 5          | 451         | 8          | 1/2            | 7          |
| 227         | 3          | 3/32           | 2-13/16    | 302         | 4          | 5/8            | 2-3/4      | 377         | 5-3/4      | 7/16           | 4-7/8      | 452         | 8          | 9/16           | 6-7/8      |
| 228         | 3          | 7/64           | 2-25/32    | 303         | 4-1/4      | 3/32           | 4-1/16     | 378         | 5-3/4      | 1/2            | 4-3/4      | 453         | 8          | 5/8            | 6-3/4      |
| 229         | 3          | 1/8            | 2-3/4      | 304         | 4-1/4      | 7/64           | 4-1/32     | 379         | 6          | 3/32           | 5-13/16    | 454         | 8          | 3/4            | 6-1/2      |
| 230         | 3          | 5/32           | 2-11/16    | 305         | 4-1/4      | 1/8            | 4          | 380         | 6          | 1/8            | 5-3/4      | 455         | 8-1/4      | 1/8            | 8          |
| 231         | 3          | 3/16           | 2-5/8      | 306         | 4-1/4      | 5/32           | 3-15/16    | 381         | 6          | 5/32           | 5-11/16    | 456         | 8-1/4      | 1/4            | 7-3/4      |
| 232         | 3          | 7/32           | 2-9/16     | 307         | 4-1/4      | 3/16           | 3-7/8      | 382         | 6          | 3/16           | 5-5/8      | 457         | 8-1/4      | 3/8            | 7-1/2      |
| 233         | 3          | 1/4            | 2-1/2      | 308         | 4-1/4      | 7/32           | 3-13/16    | 383         | 6          | 1/4            | 5-1/2      | 458         | 8-1/4      | 1/2            | 7-1/4      |
| 234         | 3          | 9/32           | 2-7/16     | 309         | 4-1/4      | 1/4            | 3-3/4      | 384         | 6          | 5/16           | 5-3/8      | 459         | 8-1/2      | 1/8            | 7-1/4      |
| 235         | 3          | 5/16           | 2-3/8      | 310         | 4-1/4      | 5/16           | 3-5/8      | 385         | 6          | 3/8            | 5-1/4      | 460         | 8-1/2      | 3/16           | 8-1/8      |
| 236         | 3          | 3/8            | 2-1/4      | 311         | 4-1/4      | 3/8            | 3-1/2      | 386         | 6          | 7/16           | 5-1/8      | 461         | 8-1/2      | 1/4            | 8          |
| 237         | 3          | 7/16           | 2-1/8      | 312         | 4-1/4      | 7/16           | 3-3/8      | 387         | 6          | 1/2            | 5          | 462         | 8-1/2      | 3/8            | 7-3/4      |
| 238         | 3          | 1/2            | 2          | 313         | 4-1/4      | 1/2            | 3-1/4      | 388         | 6          | 9/16           | 4-7/8      | 463         | 8-1/2      | 1/2            | 7-1/2      |
| 239         | 3-1/4      | 3/32           | 3-1/16     | 314         | 4-1/4      | 9/16           | 3-1/8      | 389         | 6          | 5/8            | 4-3/4      | 464         | 8-1/2      | 5/8            | 7-1/4      |
| 240         | 3-1/4      | 7/64           | 3-1/32     | 315         | 4-1/4      | 5/8            | 3          | 390         | 6          | 3/4            | 4-1/2      | 465         | 8-1/2      | 3/4            | 7          |
| 241         | 3-1/4      | 1/2            | 3          | 316         | 4-1/2      | 3/32           | 4-5/16     | 391         | 6-1/4      | 3/32           | 6-1/16     | 466         | 9          | 1/8            | 8-3/4      |
| 242         | 3-1/4      | 9/64           | 2-31/32    | 317         | 4-1/2      | 1/8            | 4-1/4      | 392         | 6-1/4      | 1/8            | 6          | 467         | 9          | 3/16           | 8-5/8      |
| 243         | 3-1/4      | 5/32           | 2-15/16    | 318         | 4-1/2      | 5/32           | 4-3/16     | 393         | 6-1/4      | 3/16           | 5-7/8      | 468         | 9          | 1/4            | 8-1/2      |
| 244         | 3-1/4      | 3/16           | 2-7/8      | 319         | 4-1/2      | 3/16           | 4-1/8      | 394         | 6-1/4      | 1/4            | 5-3/4      | 469         | 9          | 3/8            | 8-1/4      |
| 245         | 3-1/4      | 7/32           | 2-13/16    | 320         | 4-1/2      | 7/32           | 4-1/16     | 395         | 6-1/4      | 5/16           | 5-5/8      | 470         | 9          | 7/16           | 8-1/8      |
| 246         | 3-1/4      | 1/4            | 2-3/4      | 321         | 4-1/2      | 1/4            | 4          | 396         | 6-1/4      | 3/8            | 5-1/2      | 471         | 9          | 1/2            | 8          |
| 247         | 3-1/4      | 9/32           | 2-11/16    | 322         | 4-1/2      | 5/16           | 3-7/8      | 397         | 6-1/4      | 1/2            | 5-1/4      | 472         | 9          | 5/8            | 7-3/4      |
| 248         | 3-1/4      | 5/16           | 2-5/8      | 323         | 4-1/2      | 3/8            | 3-3/4      | 398         | 6-1/4      | 5/8            | 5          | 473         | 9          | 3/4            | 7-1/2      |
| 249         | 3-1/4      | 3/8            | 2-1/2      | 324         | 4-1/2      | 7/16           | 3-5/8      | 399         | 6-1/2      | 3/32           | 6-5/16     | 474         | 9-1/2      | 1/8            | 9-1/4      |
| 250         | 3-1/4      | 7/16           | 2-3/8      | 325         | 4-1/2      | 1/2            | 3-1/2      | 400         | 6-1/2      | 1/8            | 6-1/4      | 475         | 9-1/2      | 3/16           | 9-1/8      |
| 251         | 3-1/4      | 1/2            | 2-1/4      | 326         | 4-1/2      | 5/8            | 3-1/4      | 401         | 6-1/2      | 1/4            | 6          | 476         | 9-1/2      | 1/4            | 9          |
| 252         | 3-1/2      | 3/32           | 3-5/16     | 327         | 4-1/2      | 3/4            | 3          | 402         | 6-1/2      | 5/16           | 5-7/8      | 477         | 9-1/2      | 3/8            | 8-3/4      |
| 253         | 3-1/2      | 7/64           | 3-9/32     | 328         | 4-3/4      | 3/32           | 4-9/16     | 403         | 6-1/2      | 3/8            | 5-3/4      | 478         | 9-1/2      | 1/2            | 8-1/2      |
| 254         | 3-1/2      | 1/8            | 3-1/4      | 329         | 4-3/4      | 1/8            | 4-1/2      | 404         | 6-1/2      | 1/2            | 5-1/2      | 479         | 9-1/2      | 9/16           | 8-3/8      |
| 255         | 3-1/2      | 9/64           | 3-7/32     | 330         | 4-3/4      | 5/32           | 4-7/16     | 405         | 6-1/2      | 5/8            | 5-1/4      | 480         | 9-1/2      | 3/4            | 8          |
| 256         | 3-1/2      | 5/32           | 3-3/16     | 331         | 4-3/4      | 3/16           | 4-3/8      | 406         | 6-1/2      | 3/4            | 5          | 481         | 10         | 1/8            | 9-1/4      |
| 257         | 3-1/2      | 3/16           | 3-1/8      | 332         | 4-3/4      | 1/4            | 4-1/4      | 407         | 6-3/4      | 3/32           | 6-9/16     | 482         | 10         | 3/16           | 9-5/8      |
| 258         | 3-1/2      | 7/32           | 3-1/16     | 333         | 4-3/4      | 5/16           | 4-1/8      | 408         | 6-3/4      | 1/8            | 6-1/2      | 483         | 10         | 1/4            | 9-1/2      |
| 259         | 3-1/2      | 1/4            | 3          | 334         | 4-3/4      | 3/8            | 4          | 409         | 6-3/4      | 3/16           | 6-3/8      | 484         | 10         | 3/8            | 9-1/4      |
| 260         | 3-1/2      | 9/32           | 2-15/16    | 335         | 4-3/4      | 7/16           | 3-7/8      | 410         | 6-3/4      | 1/4            | 6-1/4      | 485         | 10         | 1/2            | 9          |
| 261         | 3-1/2      | 5/16           | 2-7/8      | 336         | 4-3/4      | 1/2            | 3-3/4      | 411         | 6-3/4      | 5/16           | 6-1/8      | 486         | 10         | 5/8            | 8-7/8      |
| 262         | 3-1/2      | 3/8            | 2-3/4      | 337         | 5          | 3/32           | 4-13/16    | 412         | 6-3/4      | 3/8            | 6          | 487         | 10         | 3/4            | 8-1/2      |
| 263         | 3-1/2      | 7/16           | 2-5/8      | 338         | 5          | 1/8            | 4-3/4      | 413         | 6-3/4      | 7/16           | 5-7/8      | 488         | 10-1/2     | 1/8            | 10-1/4     |
| 264         | 3-1/2      | 1/2            | 2-1/2      | 339         | 5          | 5/32           | 4-11/16    | 414         | 6-3/4      | 1/2            | 5-3/4      | 489         | 10-1/2     | 3/16           | 10-1/8     |
| 265         | 3-5/8      | 3/32           | 3-7/16     | 340         | 5          | 3/16           | 4-5/8      | 415         | 6-3/4      | 3/4            | 5-1/4      | 490         | 10-1/2     | 1/4            | 10         |
| 266         | 3-5/8      | 1/8            | 3-1/2      | 341         | 5          | 7/32           | 4-9/16     | 416         | 7          | 3/32           | 6-13/16    | 491         | 10-1/2     | 3/8            | 9-3/4      |
| 267         | 3-5/8      | 5/32           | 3-5/16     | 342         | 5          | 1/4            | 4-1/2      | 417         | 7          | 1/8            | 6-3/4      | 492         | 10-1/2     | 1/2            | 9-1/2      |
| 268         | 3-5/8      | 3/16           | 3-1/4      | 343         | 5          | 5/16           | 4-3/8      | 418         | 7          | 3/16           | 6-5/8      | 493         | 10-1/2     | 3/4            | 9          |
| 269         | 3-5/8      | 7/32           | 3-3/16     | 344         | 5          | 3/8            | 4-1/4      | 419         | 7          | 1/4            | 6-1/2      | 494         | 11         | 3/16           | 10-5/8     |
| 270         | 3-5/8      | 1/4            | 3-1/8      | 345         | 5          | 7/16           | 4-1/8      | 420         | 7          | 5/16           | 6-3/8      | 495         | 11         | 1/4            | 10-1/2     |
| 271         | 3-5/8      | 3/8            | 2-7/8      | 346         | 5          | 1/2            | 4          | 421         | 7          | 3/8            | 6-1/4      | 496         | 11         | 3/8            | 10-1/4     |
| 272         | 3-5/8      | 7/16           | 2-3/4      | 347         | 5          | 5/8            | 3-3/4      | 422         | 7          | 1/2            | 6          | 497         | 11         | 1/2            | 10         |
| 273         | 3-3/4      | 3/32           | 3-9/16     | 348         | 5          | 3/4            | 3-1/2      | 423         | 7          | 5/8            | 5-3/4      | 498         | 11-3/4     | 3/16           | 11-3/8     |
| 274         | 3-3/4      | 1/8            | 3-1/2      | 349         | 5-1/4      | 3/32           | 5-1/16     | 424         | 7          | 3/4            | 5-1/2      | 499         | 11-3/4     | 1/4            | 11-1/4     |
| 275         | 3-3/4      | 5/32           | 3-7/16     | 350         | 5-1/4      | 1/8            | 5          | 425         | 7-1/4      | 1/8            | 7          | 500         | 11-3/4     | 3/8            | 11         |
| 276         | 3-3/4      | 3/16           | 3-3/8      | 351         | 5-1/4      | 5/32           | 4-15/16    | 426         | 7-1/4      | 3/16           | 6-7/8      | 501         | 11-3/4     | 1/2            | 10-3/4     |
| 277         | 3-3/4      | 7/32           | 3-5/16     | 352         | 5-1/4      | 3/16           | 4-7/8      | 427         | 7-1/4      | 1/4            | 6-3/4      | 502         | 11-3/4     | 9/16           | 10-5/8     |
| 278         | 3-3/4      | 1/4            | 3-1/4      | 353         | 5-1/4      | 1/4            | 4-3/4      | 428         | 7-1/4      | 5/16           | 6-5/8      | 503         | 11-3/4     | 5/8            | 10-1/2     |
| 279         | 3-3/4      | 5/16           | 3-1/8      | 354         | 5-1/4      | 5/16           | 4-5/8      | 429         | 7-1/4      | 3/8            | 6-1/2      | 504         | 11-3/4     | 11/16          | 10-3/8     |
| 280         | 3-3/4      | 3/8            | 3          | 355         | 5-1/4      | 3/8            | 4-1/2      | 430         | 7-1/4      | 1/2            | 6-1/4      | 505         | 11-3/4     | 3/4            | 10-1/4     |
| 281         | 3-3/4      | 7/16           | 2-7/8      | 356         | 5-1/4      | 7/16           | 4-3/8      | 431         | 7-1/2      | 3/32           | 7-5/16     | 506         | 11-3/4     | 1              | 9-3/4      |
| 282         | 3-3/4      | 1/2            | 2-3/4      | 357         | 5-1/4      | 1/2            | 4-1/4      | 432         | 7-1/2      | 1/8            | 7-1/4      | 507         | 12         | 1/8            | 11-3/4     |
| 283         | 3-7/8      | 3/32           | 3-11/16    | 358         | 5-1/4      | 5/8            | 4          | 433         | 7-1/2      | 3/16           | 7-1/8      | 508         | 12         | 3/16           | 11-5/8     |
| 284         | 3-7/8      | 1/8            | 3-5/8      | 359         | 5-1/2      | 3/32           | 5-5/16     | 434         | 7-1/2      | 1/4            | 7          | 509         | 12         | 1/4            | 11-1/2     |
| 285         | 3-7/8      | 5/32           | 3-9/16     | 360         | 5-1/2      | 1/8            | 5-1/4      | 435         | 7-1/2      | 5/16           | 6-7/8      | 510         | 12         | 3/8            | 11-1/4     |
| 286         | 3-7/8      | 3/16           | 3-1/2      | 361         | 5-1/2      | 5/32           | 5-3/16     | 436         | 7-1/2      | 3/8            | 6-3/4      | 511         | 12         | 1/2            | 11         |
| 287         | 3-7/8      | 1/4            | 3-3/8      | 362         | 5-1/2      | 3/16           | 5-1/8      | 437         | 7-1/2      | 1/2            | 6-1/2      | 512         | 12         | 5/8            | 10-3/4     |
| 288         | 3-7/8      | 5/16           | 3-1/4      | 363         | 5-1/2      | 1/4            | 5          | 438         | 7-1/2      | 3/4            | 6          | 513         | 12         | 3/4            | 10-1/2     |
| 289         | 3-7/8      | 3/8            | 3-1/8      | 364         | 5-1/2      | 5/16           | 4-7/8      | 439         | 7-3/4      | 1/8            | 7-1/2      | 514         | 12-3/4     | 1/8            | 12-1/2     |
| 290         | 4          | 3/32           | 3-13/16    | 365         | 5-1/2      | 3/8            | 4-3/4      | 440         | 7-3/4      | 3/16           | 7-3/8      | 515         | 12-3/4     | 3/16           | 12-3/8     |
| 291         | 4          | 7/64           | 3-25/32    | 366         | 5-1/2      | 7/16           | 4-5/8      | 441         | 7-3/4      | 1/4            | 7-1/4      | 516         | 12-3/4     | 1/4            | 12-1/4     |
| 292         | 4          | 1/8            | 3-3/4      | 367         | 5-1/2      | 1/2            | 4-1/2      | 442         | 7-3/4      | 5/16           | 7-1/8      | 517         | 12-3/4     | 1/2            | 11-3/4     |
| 293         | 4          | 9/64           | 3-23/32    | 368         | 5-1/2      | 9/16           | 4-3/8      | 443         | 7-3/4      | 3/8            | 7          | 518         | 12-3/4     | 9/16           | 11-5/8     |
| 294         | 4          | 5/32           | 3-11/16    | 369         | 5-1/2      | 5/8            | 4-1/4      | 444         | 7-3/4      | 1/2            | 6-3/4      | 519         | 12-3/4     | 3/4            | 11-1/4     |
| 295         | 4          | 3/16           | 3-5/8      | 370         | 5-1/2      | 3/4            | 4          | 445         | 7-3/4      | 3/4            | 6-1/4      |             |            |                |            |

# Durelloy™

## KEY STOCK



Color Code:  
ENDS RED



Durelloy Key Stock bars are sharp-cornered with parallel sides, for applications such as keys, tool shanks gauges and wear strips. For areas requiring close tolerance and high tensile strength. All bars are cold drawn.

### Features And Advantages

- Closer tolerance  $+.001-.000$
- Square corner
- High shear strength

### Mechanical Properties

- **Hardness** Rockwell C 24–28
- **Tensile strength** 115,000–135,000
- **Shear strength** 70,000–80,000

### Durelloy Key Stock Sizes Available For Immediate Shipment

| Squares |        |       | Flats      |            |            |              |              |
|---------|--------|-------|------------|------------|------------|--------------|--------------|
| 1/8     | 3/4    | 1-1/2 | <b>1/8</b> | x 7/16     | <b>1/2</b> | <b>1</b>     | <b>1-1/2</b> |
| 3/16    | 13/16  | 1-5/8 | x 3/16     | x 1/2      | x 5/8      | x 1-1/4      | x 1-3/4      |
| 1/4     | 7/8    | 1-3/4 | x 1/4      | <b>1/4</b> | x 3/4      | x 1-1/2      | x 2          |
| 5/16    | 15/16  | 2     | x 5/16     | x 1/2      | x 1        | x 1-3/4      | x 2-1/2      |
| 3/8     | 1      |       | x 3/8      | x 3/4      | x 1-1/4    | x 2          | <b>1-3/4</b> |
| 7/16    | 1-1/16 |       | x 7/16     | <b>3/8</b> | x 1-1/2    | x 2-1/4      | x 2          |
| 1/2     | 1-1/8  |       | x 1/2      | x 1/2      | x 2        | <b>1-1/4</b> |              |
| 9/16    | 1-3/16 |       | x 5/8      | x 5/8      | <b>5/8</b> | x 1-1/2      |              |
| 5/8     | 1-1/4  |       | x 3/4      | x 3/4      | x 3/4      | x 1-3/4      |              |
| 11/16   | 1-3/8  |       | x 3/8      | x 1        | x 1        | x 2          |              |

Lengths: 12' minimum. Special sizes not shown in stock can be ground to order. Metric sizes available.




# Durelloy-PM™

HEAT TREATED ALLOY



Color Code:  
ENDS RED



Durelloy pre-machined is a fine grained, stress relieved, electric furnace alloy. It is heat treated to Rockwell C 28–32, Blanchard ground top and bottom  $+0.020/.030 - .000$ , width  $+1/8" - .000$ .

A machinability rating of 80% means Durelloy-PM is ready for use in most tooling applications with no further heat treating. Durelloy-PM can be flame-hardened to 578/698 BHN for applications in which a higher hardness is required at wear points.

## Applications

- Base plates
- Backup plates
- Bolsters
- Fixtures
- Guides
- Holder blocks
- Peenable dies
- Punch pads
- Strippers
- Jigs
- Molds

## Available Sizes

- **Thickness** 1/2"–5" custom grinds to 20"
- **Widths** 2"–24" custom grinds to 96"
- **Lengths** 60"–72" custom grinds to 120" and 144"
- **Custom sizes** Available upon request

# Ameralloy<sup>®</sup>

## STAINLESS STEEL ALLOYS



### **Dura-Krome™ Stainless Steel**

---

• Plate • Flats • Squares • Sheets

---

**Dura-Krome Tubing**

---

**Dura-Krome Threaded Bar**


---

**Machining & Fabrication**

---

# Dura-Krome™

## STAINLESS STEEL



Color Code:  
YELLOW &  
WHITE



Dura-Krome stainless steel alloy is designed to meet the requirements for tough applications. Dura-Krome resists corrosion, delivers strength, and provides machineability in a non-hardenable fatigue resisting alloy compatible with the 300 stainless series (302, 304, 316, and 321).

### Typical Analysis

- Carbon .02/.05
- Silicon .40/1.25
- Chromium 19.00/25.00
- Nickel 25.00/35.00

### Features And Advantages

- Free machining
- Fatigue resistant
- Non-galling
- Corrosion resistant
- non-magnetic
- High tensile strength

### Dura-Krome Rounds

- Available from 1/8" through 8"
- Cold drawn finish
- Centerless ground finish
- Precision ground and polished finish (+.000/.002")



# Dura-Krome™

STAINLESS STEEL

## Dura-Krome Plates, Squares, Flats, Sheets

- Available thickness from 1/8" through 2"
- Over one inch special order to your specifications
- Stock sizes or plasma cut to shape




## Dura-Krome Tubing

- Welded and seamless available—consult Ameralloy plant for stock sizes




## Dura-Krome Threaded Bar

- 1/4" through 2" standard, fine, and 8 pitch
- Class 2 fit



## Machining And Fabrication

- Forming, rolling, punching, and perforating
- Specialty forgings and machining to your specifications





## Applications

- Acetic acid
- Acetylene
- Alcohol
- Aluminum acetate
- Aluminum sulfate
- Ammonia
- Aniline
- Barium carbonate
- Barium chloride
- Barium sulphate
- Benzene
- Boric acid
- Butyl acetate
- Calcium chloride
- Calcium hydroxide
- Carbonic acid
- Carbon tetrachloride
- Cellulose
- Chlorine gas
- Chromic acid
- Copper acetate
- Copper nitrate
- Creosote
- Ethyl alcohol
- Ethyl chloride
- Ethyl alcohol
- Ferric chloride
- Ferric nitrate
- Ferrous sulfate
- Flourine
- Formaldehyde
- Fuel oil
- Gasoline
- Glycerin
- Hops
- Hydrogen peroxide
- Iodine
- Lactic acid
- Magnesium sulfate
- Mercuric chloride
- Methanol
- Naptha
- Nitric acid
- Pieric acid
- Potassium chlorate
- Potassium hydroxide
- Salt brine
- Soap
- Steam
- Sugar
- Sulphur
- Sulphuric acid
- Tannic acid
- Tar
- Trichlorethylene
- Uric acid
- Vinegar
- Water

## Mechanical Properties Comparison

|                              | Dura-Krome | 302      | 304      | 316      |
|------------------------------|------------|----------|----------|----------|
| Tensile strength psi minimum | 115,000    | 89,000   | 85,000   | 90,000   |
| Yield point psi minimum      | 51,000     | 39,000   | 35,000   | 40,000   |
| Elongation in 2"             | 50%        | 55%      | 55%      | 50%      |
| Reduction of area            | 55%        | 70%      | 70%      | 65%      |
| Rockwell C hardness          | 20         | Annealed | Annealed | Annealed |

## Dura-Krome Shapes And Sizes Available For Immediate Shipment

### Rounds

|       |        |        |         |
|-------|--------|--------|---------|
| 1/8   | 3/4    | 1-1/2  | 3       |
| 3/16  | 13/16  | 1-5/8  | 3-1/4   |
| 1/4   | 7/8    | 1-3/4  | 3-1/2   |
| 5/16  | 15/16  | 1-7/8  | 3-3/4   |
| 3/8   | 1      | 2      | 3-15/16 |
| 7/16  | 1-1/8  | 2-3/16 | 4       |
| 1/2   | 1-3/16 | 2-1/4  | 4-1/4   |
| 9/16  | 1-1/4  | 2-3/8  | 4-1/2   |
| 5/8   | 1-3/8  | 2-1/2  | 4-3/4   |
| 11/16 | 1-7/16 | 2-3/4  | 5       |

### Plate

|                 |                |
|-----------------|----------------|
| 1/8 x 60 x 120  | 1/2 x 72 x 120 |
| 3/16 x 48 x 120 | 5/8 x 48 x 120 |
| 3/16 x 72 x 120 | 5/8 x 72 x 120 |
| 1/4 x 48 x 120  | 3/4 x 48 x 120 |
| 1/4 x 78 x 120  | 3/4 x 72 x 120 |
| 5/16 x 48 x 120 | 1 x 48 x 120   |
| 5/16 x 72 x 120 | 1 x 72 x 120   |
| 3/8 x 48 x 120  |                |
| 3/8 x 72 x 120  |                |
| 1/2 x 48 x 120  |                |

Lengths: 12'-14'

# Ameralloy<sup>®</sup>

**ABRASION / IMPACT RESISTANT ALLOYS  
CHROMIUM CARBIDE OVERLAY • UHMW PLASTIC**



**Amera-Braze<sup>®</sup> 420**

---

**Amera-Braze 520**

---

**Ameralloy Plate And Strip**

---

**Ameralloy AR**

---

**American-50<sup>™</sup>**

---

**Amera-Mang<sup>™</sup>**

---

**Dura-Lugg<sup>™</sup>**

---

**Amera-Plex<sup>™</sup> Polyethylene**

---

**Amera-Thane<sup>™</sup> Polyurethane**

---

**Amera-Plex Mine Plate**

---

**Double-C<sup>®</sup> Chromium Carbide Overlay**

---

# Amera-Braze<sup>®</sup> 420

## ULTRA HIGH IMPACT ALLOY



Color Code:  
ORANGE



Amera-Braze 420 by Ameralloy is a heat treated, ultra-high impact and abrasion resistant alloy steel plate and strip. With a combination of excellent toughness and high hardness, Amera-Braze 420 has the capability to resist shock, impact, abrasion, stress, and vibration.

Because of its high strength formulation, a reduction of dead weight is achieved by using Amera-Braze in half the thickness of the original chute, liner, or wear area.

### Features And Advantages

- Ultra-high wear resistance
- Heat treated, quenched, and tempered to a high Brinell hardness
- Excellent weldability
- Depth hardened
- Fine grain structure
- High tensile strength
- Corrosion resistance six times greater than mild steel
- Can be formed, rolled, and drilled
- Abrasion, impact, and wear properties retained at weld joints

### Typical Mechanical Properties

|                      |         |
|----------------------|---------|
| Tensile strength psi | 198,000 |
| Yield point psi      | 165,000 |
| Elongation in 2"     | 16%     |
| Reduction of area    | 52%     |
| Brinell hardness     | 390–420 |
| Rockwell C hardness  | 39–46   |

### Welding

Use low hydrogen high tensile electrodes: AWS specification E100XX, E110XX, or E120XX electrodes.

- Carbon .18/.28
- Manganese 1.15/1.50
- Silicon .20/.35
- Molybdenum .08/.28
- Aluminum .03 max.
- Chromium .40/1.00
- Nickel .25 max.
- Boron .0005 min.
- Phosphorus .025 max.
- Sulfur .040 max.

*Typical Analysis May Vary By Heat Lot*

# Amera-Braze® 420

ULTRA HIGH IMPACT ALLOY



## Applications

- Agricultural tynes
- Agitator paddles
- Arms for lift trucks
- Backup plates
- Baffle plates
- Bucket lips
- Bulldozer blades
- Car plates
- Chain links
- Chain slide runners
- Chutes:
  - Coal
  - Coke
  - Glass
  - Grain
  - Gravel
  - Limestone
  - Ore
- Refuse
- Rock
- Sand
- Slag
- Slate
- Classifier screens
- Coke bins
- Conveyor buckets
- Crusher hammers
- Clam shell bucket lips
- Concrete mixer liners
- Concrete pipe liners
- Deck plates
- Doors
- Dredge pump liners
- Drag line buckets
- Dipper sticks
- Dump truck beds
- Eye bars
- Fan blades/housings
- Flotation plates
- Flume liners
- Funnels
- Furnace liners
- Grader blades
- Hoppers
- Launder plates
- Loaders
- Log-washer paddles
- Muller bottoms
- Mixers
- Oscillator Liners
- Ore car bodies/liners
- Ore pocket liners
- Pressure plates
- Scrap baler liners
- Scraper blades
- Shakeout liners
- Shot-blast liners
- Skip cars and liners
- Sluice plates
- Spiral castings
- Transfer car liners
- Truck box liners
- Vibrators
- Wear bars
- Wear plates
- Wearing strips
- Wheelabrator end plates

## Available Sizes

### Amera-Braze 420 Plates

Thickness: 1/4" 3/8" 1/2" 5/8" 3/4" 1" 1-1/4" 1-1/2" 1-3/4" 2" 2-1/2" 3"

Thicknesses over 3" upon request

Widths: 48" 60" 72" 84" 96" or burned to your specifications

Lengths: 96" 120" 144" 240" 288" or burned to your specifications

### Amera-Braze 420 Wear Strips

Thickness: 1/4" 3/8" 1/2" 5/8" 3/4" 1" 1-1/4" 1-1/2" 1-3/4" 2"

Thicknesses over 2" burned to your specifications

Widths: Burned to your specifications

Lengths: Maximum of 24'

## Fabrication & Machining

Forming, rolling, punching, and perforating to your specifications



# Amera-Braze<sup>®</sup> 520

## ABRASION RESISTANT ALLOY



Color Code:  
ORANGE  
& BLACK



Amera-Braze 520 is a heat treated, abrasion resistant alloy steel plate and strip. With a combination of excellent toughness and high hardness, a reduction of dead weight can be achieved by using Amera-Braze 520 in half the thickness of the original chute, liner, or wear area.

### Features And Advantages

- Ultra-high wear resistance
- Heat treated, quenched, and tempered to a high Brinell hardness
- Good weldability
- Depth hardened
- Fine grain structure
- High tensile strength
- Corrosion resistance six times greater than mild steel
- Reduces dead weight

### Typical Mechanical Properties

|                      |         |
|----------------------|---------|
| Tensile strength psi | 245,000 |
| Yield point psi      | 230,000 |
| Elongation in 2"     | 9%      |
| Reduction of area    | 40%     |
| Brinell hardness     | 480–520 |

### Welding

Use low hydrogen high tensile electrodes: AWS specification E100XX, E110XX, or E120XX electrodes.

- Preheat to 300°–500°F on plates over 1/2" in thickness.

*Consult Ameralloy plant for welding and fabrication information.  
Special forming and fabrication procedures required.*

# Amera-Braze<sup>®</sup> 520

ABRASION RESISTANT ALLOY



## Applications

- Backup plates
- Baffle plates
- Bucket lips
- Car plates
- Chain links
- Chain slide runners
- Chutes:
  - Coal
  - Coke
  - Glass
  - Grain
  - Gravel
  - Limestone
  - Ore
  - Refuse
  - Rock
- Classifier screens
- Coke bins
- Conveyor buckets
- Clam shell bucket lips
- Concrete pipe liners
- Deck plates
- Doors
- Dredge pump liners
- Drag line buckets
- Dipper sticks
- Dump truck beds
- Eye bars
- Fan blades & housings
- Flotation plates
- Flume liners
- Furnace liners
- Hoppers
- Launder plates
- Loaders
- Log-washer paddles
- Muller bottoms
- Mixers
- Oscillator Liners
- Ore car bodies & liners
- Ore pocket liners
- Pressure plates
- Scrap baler liners
- Shakeout liners
- Skip cars and liners
- Sluice plates
- Transfer car liners
- Truck box liners
- Vibrators
- Wear bars
- Wear plates
- Wearing strips
- Wheelabrator end plates

## Available Sizes

### Amera-Braze 520 Plates

Thickness: 1/4" 3/8" 1/2" 5/8" 3/4" 1" 1-1/4" 1-1/2" 1-3/4" 2" 2-1/2" 3"

Thicknesses over 3" upon request

Widths: 48" 60" 72" 84" 96" or burned to your specifications

Lengths: 96" 120" 144" 240" 288" or burned to your specifications

### Amera-Braze 520 Wear Strips

Thickness: 1/4" 3/8" 1/2" 5/8" 3/4" 1" 1-1/4" 1-1/2" 1-3/4" 2"

Thicknesses over 2" burned to your specifications

Widths: Burned to your specifications

Lengths: Maximum of 24'

# Ameralloy<sup>®</sup>

## PLATE AND STRIP



Color Code:  
GREEN



Ameralloy Plate And Strip is a medium manganese, heat treated, quenched and tempered alloy. Our balanced alloy content gives Ameralloy Plate And Strip excellent weldability and good resistance to atmospheric corrosion, when compared to original equipment and mild steel.

### Features And Advantages

- Work hardening
- Reduction in dead weight
- Can be drilled with standard high speed tooling
- Excellent weldability
- Moderate cold forming
- Maximum resistance to impact and abrasion
- High tensile strength

### Typical Mechanical Properties

|                      |         |
|----------------------|---------|
| Tensile strength psi | 190,000 |
| Yield point psi      | 156,000 |
| Elongation in 2"     | 14%     |
| Reduction of area    | 52%     |
| Brinell hardness     | 400     |
| Rockwell C hardness  | 42      |

### Welding

Use low hydrogen high tensile electrodes: AWS specification E100XX, E110XX, or E120XX electrodes.

- Carbon .10/.20
- Manganese 1.70 max.
- Silicon .10/.70
- Molybdenum .70 max.
- Chromium 1.00 max.
- Boron .001/.005
- Phosphorus .020 max.
- Sulfur .010 max.

*Typical Analysis May Vary By Heat Lot*

# Ameralloy®

## PLATE AND STRIP



### Applications

- Agricultural discs
- Agricultural shoes
- Agitator paddles
- Anchors
- Baffle plates
- Bucket lips
- Bulldozer blades
- Car axles
- Car plates
- Cute liners
- Coke chutes
- Concrete mixer liners
- Concrete pipe liners
- Bucket lips
- Conveyor buckets
- Crusher hammers
- Dipper sticks
- Drag buckets
- Dredge pipes
- Dredge pump liners
- Dump truck beds
- Dust collectors
- Fan blades/housings
- Flotation plates
- Foundry shakeout machines
- Funnels
- Furnace liners
- Grader blades
- Grain chutes
- Grain mill hammers
- Gravel chutes
- Hoppers
- Launder plates
- Lawnmower cutter bars
- Limestone chutes
- Lift forks
- Liners
- Loaders
- Mixers
- Muller bottoms
- Ore chutes
- Ore spouts
- Ore washers
- Pangborn parts
- Picking tables
- Rock chutes
- Sand chutes
- Scrap baler liners
- Scraper blades
- Shear handles
- Shakeout liners
- Shaker plates
- Shot blast liners
- Shovel booms
- Shovels
- Skip liners
- Slag chutes
- Slate chutes
- Sluice ways
- Spouts
- Stabilizing bars
- Trailer bodies
- Truck box liners
- Vibrators
- Wheelabrator parts
- Wrenches
- Wear plates

### Available Sizes

#### Ameralloy Plates

Thickness: 1/4" 3/8" 1/2" 5/8" 3/4" 1" 1-1/4" 1-1/2" 1-3/4" 2" 2-1/2" 3"

Thicknesses over 3" upon request

Widths: 48" 60" 72" 84" 96" or burned to your specifications

Lengths: 96" 120" 144" 240" 288" or burned to your specifications

#### Ameralloy Wear Strips

Thickness: 1/4" 3/8" 1/2" 5/8" 3/4" 1" 1-1/4" 1-1/2" 1-3/4" 2"

Thicknesses over 2" burned to your specifications

Widths: Burned to your specifications

Lengths: Maximum of 24'

#### Fabrication & Machining

Forming, rolling, punching, and perforating to your specifications

# Ameralloy<sup>®</sup> AR

## MACHINABLE ALLOY



Color Code:  
ORANGE  
& BLACK



For applications where extensive forming is required. Ameralloy AR also provides good weldability, good machineability, while maintaining its abrasion and impact resistance.

### Features And Advantages

- Easy to form—press brake 80° to 90° angles
- Machineability 75% compared to B-1112
- Impact resistant
- Wear resistant
- Medium hardness
- Shearing and punching in thicknesses up to 3/8"

### Typical Mechanical Properties

|                      |         |
|----------------------|---------|
| Tensile strength psi | 140,000 |
| Yield point psi      | 130,000 |
| Elongation in 2"     | 16%     |
| Reduction of area    | 45%     |
| Brinell hardness     | 250–310 |
| Rockwell C hardness  | 30–32   |

### Welding

- Preheating not required in thicknesses up to 1/2".

### Available Sizes

#### Ameralloy AR Plates

Thickness: 3/16" 1/4" 3/8" 1/2" 5/8" 3/4" 1" 1-1/4" 1-1/2" 1-3/4" 2" 2-1/2" 3"


Thicknesses over 3" upon request

Widths: 48" 60" 72" 84" 96" or burned to your specifications

Lengths: 96" 120" 144" 240" 288" or burned to your specifications

# American-50™

## PLATE AND STRIP



Color Code:  
LIGHT BLUE

A medium range abrasion resistant plate for economy-minded applications, where the cost of initial materials and the reduction of downtime are important factors. Excellent weldability and workability make American-50 well suited to applications requiring quality materials at a significantly reduced cost.

### Features And Advantages

- Excellent weldability
- Economical alternative to high cost AR plate
- Can be rolled and formed with ease
- Can be drilled and flame-cut with ease
- Abrasion resistant

### Typical Mechanical Properties

|                      |         |
|----------------------|---------|
| Tensile strength psi | 130,000 |
| Yield point psi      | 90,000  |
| Elongation in 2"     | 16%     |
| Brinell hardness     | 220–260 |

### Welding

- Use 7016 or 8016 electrodes

### Applications

- Asphalt plug mill liners
- Bucket lips
- Chute liners
- Clam shell bucket lips
- Concrete mixer liners
- Concrete pipe liners
- Conveyor buckets
- Conveyor flights
- Cylinders
- Dredge pipes
- Dust collector pipe sections
- Fan housings
- Flume liners
- Funnels
- Hoppers
- Ore trays
- Pan liners
- Plug mill mixer liners
- Screens
- Skip tub liners
- Skirt plates
- Spades
- Spouts
- Troughs
- Vibrating conveyors

### Available Sizes

#### American-50 Plates

Thickness: 1/8" through 8"

Widths: 48" 60" 72" 84" 96" or burned to your specifications

Lengths: 96" 120" 144" 240" 288" or burned to your specifications

#### American-50 Wear Strips

Thickness: 1/8" 3/16" 1/4" 3/8" 1/2" 5/8" 3/4" 1" 1-1/4" 1-1/2" 1-3/4" 2" 2-1/2"

Thicknesses over 2-1/2" burned to your specifications

Widths: Burned to your specifications


Lengths: Maximum of 24'

### Fabrication & Machining


Forming, rolling, punching, and perforating to your specifications

# Amera-Mang™

## PLATE AND STRIP



Color Code:  
LIGHT PINK



Amera-Mang is a balanced chemistry, high manganese (11–14%) work hardening alloy. Amera-Mang is specially formulated for high impact, extreme abrasion applications such as drag lines, dipper buckets, rock crushers, and shot and blast cleaning equipment.

### Features And Advantages

- Non-magnetic
- High impact resistance
- Work hardening
- Self polishing
- Easy to torch cut and weld

### Typical Mechanical Properties

|                      |             |
|----------------------|-------------|
| Tensile strength psi | 140–170,000 |
| Yield point psi      | 120–135,000 |
| Elongation in 2"     | 11–19%      |
| Reduction of area    | 20–24%      |
| Brinell hardness     | 230–255     |
| Work hardens to      | 550–650 BHN |

### Available Sizes

#### Amera-Mang Plates

Thickness: 3/16" 1/4" 3/8" 1/2" 3/4" 1" 1-1/4" 1-1/2" 2"

Widths: 48" 60" 72"

Lengths: 120" 144" 240"

#### Amera-Mang Rounds

Diameter: 3/8" through 7"

Standard Lengths: 20' R/L

#### Amera-Mang Strips

Cut to your specified length and thickness

# Dura-Lugg™

## FOUR-WAY PLATE



Color Code:  
ORANGE



Dura-Lugg Four-Way Plate is a balanced alloy of manganese-chromium-vanadium combined in an extremely tough heat treated condition with high Brinell hardness. Dura-Lugg is suited for applications where lugs assist in deflecting abrasive particles off of fan blades, resulting in the elimination of straight-line wear and wash-out problems.

Dura-Lugg offers excellent corrosion resistance properties considerably higher than structural carbon steels. It is also frequently specified to reduce the high cost of hard-facing or hard-surfacing.

### Applications

- Fan blades
- Pulverizing equipment
- Ore handling equipment
- Pulverizing floats
- Coal handling equipment
- Ash handling equipment
- Rotor blades

### Typical Mechanical Properties

|                      |             |
|----------------------|-------------|
| Tensile strength psi | 190,000     |
| Base plate hardness  | 350–360 BHN |
| Lug hardness         | 390–410 BHN |

### Available Sizes

#### Dura-Lugg Plates

Thickness: 1/4" 3/8" 1/2"

Widths: 48" 72"

Lengths: 120" 144"

#### Fabrication & Machining

Forming, rolling, drilling, countersinking  
to your specifications



# Amera-Plex™

## ULTRA-HIGH MOLECULAR WEIGHT POLYETHYLENE



Color Code:  
WHITE OR  
GREEN

Amera-Plex reduces maintenance problems with increased cost savings wherever excessive wear problems occur due to sliding action. Amera-Plex provides a cling-free surface, eliminating material buildup and corrosive action.



### Features And Characteristics

#### High abrasion resistance

- Outwears AR steel 3 to 4 times longer
- Outwears stainless steel 6 times longer
- Outwears carbon steel 8 to 10 times longer
- Outwears Nylon, Teflon, Delrin, Nylatron

#### Resists fatigue

- No cracking when subjected to high mechanical stress or temperature variations
- Zero moisture absorption

#### Chemically inert

- Resists all acids, alkalies, and corrosive conditions

#### Lightweight, easily fabricated

- 1/8 the weight of steel
- Use standard wood or metal working tools to saw, turn, plane, drill, pierce, or mill

#### High notch impact strength

- Retains excellent impact strength despite sub-zero temperatures or repeated impact of blunt medium
- Work hardens with repeated abuse

#### Superslippy

- Material will not stick, freeze, cake, or cause bridging
- Self-lubricating
- Low coefficient of friction
- Materials able to move faster in chutes

#### Electrical/Noise insulator

- Eliminates static charge buildup
- Reduces decibel level compared to steel

### FDA And USDA Approved

- Odor-free
- Taste-free
- Noncorrosive
- Food industry approved for abrasion and chemical applications

### Available Sizes

#### Amera-Plex Sheets

Thickness: 1/8" thru 5"

Width/Length: 48" x 96" or 48" x 120"

#### Amera-Plex Rods

Diameter: 1/2" thru 6" (in 1/4" increments)

Length: 10'

#### Amera-Plex Bars


Thickness: 1/4" x 4"

Width: 1/2" x 24"

Tubing and profiles available

# Amera-Thane™

## IMPACT RESISTANT POLYURETHANE



Color Code:  
BLUE

Amera-Thane is our own outstanding formulation of thermo-set polyester polyurethane. It is uniquely molded to produce a superior impact resistant plate with the smoothest surface possible and a low coefficient of friction. Amera-Thane is certified as complying with FDA Article 121.2522, and can be used as the contact surface for grain and other dry bulk foods.

Amera-Thane is poured to order, and is also available with 16GA expanded steel backing for rigidity and installation.

### Typical Mechanical Properties

| Property  | Units                       | Test Method                | Results |
|---|-----------------------------|----------------------------|---------|
| Shore A hardness  |                             | ASTM D-2240-64T            | 87 ± 1  |
| Split tear strength   | psi                         | Fed. spec. 601-M-4221 mod. | 315+    |
| Tensile strength  | psi                         | ASTM D-412-62T             | 7200+   |
| Ultimate elongation   | %                           | ASTM D-412-62T             | 570-580 |
| Break set   | %                           | ASTM D-412-62T             | 10      |
| 100% modulus  | psi                         | ASTM D-412-62T             | 725     |
| 200% modulus  | psi                         | ASTM D-412-62T             | 1100    |
| 300% modulus  | psi                         | ASTM D-412-62T             | 1500    |
| Compression set   | %                           | ASTM D-395-61 (B)          | 35      |
| Compression deflection  | psi                         | ASTM D-575-46              | 80      |
| 2% deflection   |                             |                            | 170     |
| 5% deflection   |                             |                            | 310     |
| 10% deflection  |                             |                            | 440     |
| 15% deflection  |                             |                            | 590     |
| 20% deflection  |                             |                            | 740     |
| 50% deflection  |                             |                            | 2150    |
| ASTM No. 1 oil (125°C, 70 hrs.)   | % tensile retention         | ASTM D-741-63T             | 43      |
| ASTM No. 3 Oil (125°C, 70 hrs.)   | % tensile retention         | ASTM D-741-63T             | 50      |
| Humidity aging (70°C, 100% R.H.)  | % tensile retention/2 wks.  | ASTM D-1349-62             | 60      |
| Humidity aging (121°C, 15 psi)  | % tensile retention/24 hrs. | ASTM D-1349-62             | 25      |
| Heat aging (125°C, 150°C)   | % tensile retention/72 hrs. | ASTM D-1564-65             | 83, 28  |
| Glass transition, Clashberg   | °C                          | ASTM D-1043-61T            | -35     |
| Solenoid impact   | °C                          | ASTM D-746-57T             | -35     |
| TMA penetrometer, melt transition (74 lb, 1800 min <sup>1</sup> , 0.2" amp) | °C                          |                            | +173    |
|   | Minutes to failure          | ASTM D-623-62              | 12      |
| Zwick flex life   | Cycles to failure           | ASTM D-813-59              | 105     |
| Taber abrasion (H-18, 1 kg, 10 <sup>3</sup> cycles)                         | mg loss                     | ASTM D-1044-56             | 8.5     |
| NBS abrasion index  | % rubber standard           | ASTM D-1630                | 250     |
| Outdoor aging   | % tensile retention/1 yr.   | ASTM D-412-62T             | 60      |

### Applications

- Belt skirting
- Cutting pads
- Conveyor scrapers
- Duct work elbow
- Gaskets
- Guides
- Impact pads
- Impact skirts
- Idler wheels
- Slides
- Spout linings
- Strippers
- Sorter blocks
- Truck bed liners
- Wear pads
- Wiper blades

### Available Sizes

**Amera-Thane Sheets** Poured to order – 48" x 120" max. length/width

**Amera-Thane Bars** Molded to order

# Amera-Plex<sup>TM</sup> Mine Plate

## ULTRA-HIGH MOLECULAR WEIGHT POLYETHYLENE



Color code:  
MAROON



Amera-Plex is one of Ameralloy's new breed of extremely long chain polymeric-type materials. Amera-Plex Mine Plate provides a cling-free surface, eliminating material buildup and corrosive action. Far superior to conventional plastics, and with so many unique advantages, it has become the specification of choice for a growing number of diverse applications.

Amera-Plex Mine Plate was developed to replace and outperform less durable plastics, metals, and other conventional materials. Its uniqueness stems from its unusual properties. Amera-Plex has characteristics similar to those of both plastic and metal, and several unique properties that are found only in Amera-Plex Mine Plate.

The Ameralloy sales and engineering staff offer assistance with complicated or unusual applications. To get started, send us your blueprints and specifications.

### Features And Advantages

- High abrasion resistance
- Outwears AR, stainless, and carbon steels
- Outwears Nylon, Teflon, Delrin, and Nylatron
- Chemically inert—resists all acids, alkalies, and corrosive conditions
- Lightweight, easily fabricated
- High notch impact strength
- Superslippery—low coefficient of friction
- Eliminates static buildup and reduces noise level compared to steel.

### Typical Mechanical Properties

| Property                      | Env.             | Test Method     | Unit              | Results |
|-------------------------------|------------------|-----------------|-------------------|---------|
| Specific gravity              |                  | ASTM D-792      | g/cm <sup>3</sup> | 0.950   |
| Yield strength                | @73°F            | ASTM D-638      | psi               | 3300    |
| Ultimate tensile strength     | @73°F            | ASTM D-638      | psi               | 6250    |
| Break elongation              | @73°F            | ASTM D-638      | %                 | 326     |
| Rockwell C hardness           |                  | ASTM D-785      | —                 | 64–70   |
| Environmental stress cracking | @F <sub>50</sub> | ASTM D-1693 Mod | hours             | 7000    |
| Water absorption              |                  | ASTM D-570      | —                 | nil     |

# Amera-Plex™ Mine Plate

ULTRA-HIGH MOLECULAR WEIGHT POLYETHYLENE

## Applications

- Bumper blocks *Ore*
- Bucket conveyor housing *Refuse*
- Bushings *Rock*
- Cable guides *Sand*
- Cam rollers & guides *Slag*
- Chain guides *Slate*
- Chutes:
  - Coal
  - Coke
  - Glass
  - Grain
  - Gravel
  - Limestone
- Conveyor belt rollers
- Conveyor belt wipers & guides
- Conveyor slats
- Conveyor tracks
- Couplings & fittings
- Cutting boards
- Flat chain wear plates
- Gears
- Guide plates, rails, rollers
- Hopper linings
- Noise abatement–plastic + metal gears
- Sandblasting shields
- Screen wire guides
- Screen wire strips
- Vacuum pump valve cones
- Washer linings
- Wet side spur gears

## Coefficient Of Friction

Amera-Plex Mine Plate has a lower coefficient of friction than glass. With its self-lubricating characteristics, it is an ideal material for bearings, bushings, valves, wear strips, or any application involving sliding contact.

Comparison of coefficient of friction on various materials:

| Materials                            | Static    | Test Method |
|--------------------------------------|-----------|-------------|
| Mild steel vs. mild steel            | 0.30–0.40 |             |
| TIVAR-100 vs. TIVAR-100              | 0.20–0.30 |             |
| Mild steel vs. Amera-Plex            | 0.15–0.20 |             |
| Amera-Plex vs. Amera-Plex Mine Plate | 0.10–0.13 | ASTM D-1894 |

Comparison of dynamic coefficient of friction on polished steel:

|                       | Dry       | Water     | Oil       |
|-----------------------|-----------|-----------|-----------|
| Amera-Plex Mine Plate | 0.10–0.22 | 0.05–0.10 | 0.05–0.08 |
| Nylon 6/6             | 0.15–0.40 | 0.14–0.19 | 0.02–0.11 |
| Nylon 6               | 0.15–0.40 | 0.14–0.19 | 0.02–0.11 |
| Teflon®               | 0.04–0.25 | 0.04–0.08 | 0.04–0.05 |
| Delrin®               | 0.15–0.35 | 0.10–0.20 | 0.05–0.10 |
| Nylatron GS®          | 0.12–0.20 | 0.10–0.12 | 0.08–0.10 |

## Abrasive Resistance

Materials listed below were rotated 24 hours @ 1750 rpm in a 50/50 sand/water slurry. The weight loss for each material is relative to carbon steel = 100. The lower the value, the better the abrasive resistance.

Sand slurry test:

|                        |    |                        |     |
|------------------------|----|------------------------|-----|
| Amera-Plex™ Mine Plate | 5  | Polyacetal             | 110 |
| Amera-Plex             | 15 | TFE/glass fiber        | 113 |
| Nylon                  | 31 | Normal MW polyethylene | 125 |
| High MW polyethylene   | 44 | Phosphor bronze        | 193 |
| TFE                    | 72 | Yellow brass           | 409 |
| Stainless steel        | 84 | Phenolic laminate      | 571 |
| Polypropylene          | 87 | Hickory wood           | 967 |
| Polycarbonate          | 96 | Carbon steel           | 100 |

## Available Sizes

**Amera-Plex Mine Plate**  
 Thickness: 1/4" 3/8" 1/2" 5/8" 3/4" 1" 1-1/4"  
 Widths: 48"  
 Lengths: 120"

**Fabrication & Machining**  
 Forming, rolling, punching, perforating

**Also Available:** Ceramic filled, rubber backed, tubing, profiles

# Amera-Plex<sup>TM</sup> Mine Plate

ULTRA-HIGH MOLECULAR WEIGHT POLYETHYLENE

## Installation Instructions

- **Handling** Amera-Plex lightweight sheets (1/4" thick x 4' x 10') weigh approximately 53 lbs. One or two workers can handle the sheet with ease. Amera-Plex can be cut and drilled with normal woodworking or metal tools.
- **Fastening** It is important that the material be firmly fastened to the substrate. The linear expansion of Amera-Plex (.0013" per inch/per 1°F) creates a force that moves the sheet. Proper spacing of fasteners according to sheet thickness will overcome this force and hold the sheet flat against the substrate. Improper fastening will result in surface ripples and gaps where sections are joined. Surface ripples will show excessive wear.

It is recommended that Amera-Plex be held in place with mechanical fasteners. Correct spacing of fasteners can be determined by the thickness of the sheet:

| Sheet Thickness | Recommended Fastener Spacing (on centers) |
|-----------------|---|
| 1/4             | 6" to 8"                                  |
| 3/8"            | 8" to 10"                                 |
| 1/2, 5/8, 3/4   | 12" to 15"                                |
| 1" and over     | 15" to 20"                                |

For all thicknesses, fasteners should be no closer than 2" from the edges of the sheet. Tighten fasteners to hold the material securely against the substrate. Correct fastener strength and spacing will minimize warpage of Amera-Plex due to linear thermal expansion. Adjoining panels should be butted together as tightly as possible.

To allow for linear expansion and contraction, the diameter of the bolt should be 1/8" smaller than the diameter of the drilled hole. The bolt head should have a washer to prevent pull-out.

- **Stainless steel flathead bolts** These fasteners are easy to install and remove when replacing liners, and can hold sheets of Amera-Plex from 3/8" to 1" thick. Stainless steel is preferred for its higher abrasion and corrosion resistance compared to mild or carbon steel bolts. Flathead shape permits bolt to be flush with the surface.
- **Drive rivets** Blind fastening to metal and less dense materials like wood. Drive rivets are preferred in some cases to reduce installation time. Correct rivet size is determined by the combined thickness of the liner and the substrate. Place rivets in pre-drilled holes and sink with a hammer. The rivet head will flare out and provide a secure installation. Fast, effective, ideal for hard-to-reach areas.

**Note:** All fastening heads should be at least flush with the lining's surface. Protruding or exposed bolts will wear faster than Amera-Plex, which could result in loss of holding strength. Protrusion above the surface also causes upward deflection in the smooth flow of bulk material.

## Fabrication & Machining

- **Fabrication** Amera-Plex can be fabricated using conventional wood and metal working equipment. Machining characteristics of Amera-Plex are very similar to yellow brass. Frictional heat is recommend when cutting or milling deep holes and slots. Amera-Plex can be drilled easily for inserting bolts or self-tapping screws. Installing chute and hopper liners does not require special training or equipment. One sheet of Amera-Plex weighs only 78 lbs., as compared to the same size sheet of AR weighing 480 lbs.
- **Milling** Milled shapes can be created using two high speed flute milling cutters. Sufficient clearance angle on cutting tooth is important to allow for chip clearance. Spindle speed and feed rate are determined by depth of cut and the amount of material to be removed.

- **Sawing** Use band saw with skip tooth blade or circular saw with carbide tipped blade.
- **Turning, boring** Conventional metal lathe recommended for machining Amera-Plex. Use high spindle speed and feed. Round-nosed boring and turning tools with increased top angle—up to 16°—provide excellent finishes.
- **Drilling** Use conventional twist drill. Drilling of deep holes is improved by using the use of low helix drills to improve chip removal.
- **Planing** Use conventional wood planer with high speed steel planer blade. High speed wood routers can also be used for high volume production of profile shapes.
- **Coolants** The use of mist or flood coolants is recommended when drilling or milling deep holes or slots. When machining Amera-Plex, it is important not to generate excessive heat.

## Forming

- Although Amera-Plex is comparatively more rigid than urethane, with the use of heat it can be permanently bent to almost any configuration to fit corners and angles.
- **Hot forming** Amera-Plex can be custom-formed on site using a propane or blow torch. Keeping flame 3"–4" above the surface, heat material broadly over the surface to be formed. When the material becomes pliable, apply to contoured surface and allow to cool. After shape is set upon cooling, use normal fastening procedures as described. Amera-Plex will retain all of its original properties upon cooling.

For more complex forming, Amera-Plex blanks can be heated in an electric oven at 325°–350°F for varying lengths of time according to the thickness of the material. When it has plastified, apply material to a forming fixture built to form the desired shape. Clamp Amera-Plex to the form and cool.

**Amera-Plex can be immersed in a preheated glycerine bath set at a controlled temperature of 302°F (150°C). Heating time varies according to sheet thickness:**

| Sheet Thickness | Heating Time @ 150°C |
|-----------------|----------------------|
| 8mm (.3150")    | 15 minutes           |
| 15mm (.600")    | 25 minutes           |

In all cases, the sheet must be properly plastified. The material will assume a translucent glass-like condition when it reaches the proper temperature. Remove immediately from the bath. Form while hot, or place into a form or mold and allow to conform to the desired shape. If necessary, Amera-Plex may be pressed into shape after it is placed into the form or mold.


Cooling is performed at room temperature. Because of its heat dissipation characteristics, cooling time takes somewhat longer than the heating cycle. Once the sheet reaches 158°F (70°C), introduction of tap water at approximately 68°F (20°C) helps speed cooling. Tap water serves the dual purpose of removing the remaining glycerin from the surface.

- **Cold forming—rectangular** Amera-Plex may be cold formed through the use of breakpress, roll, hand forming, or by using bolts to draw and form in place. Due to the spring back effect of Amera-Plex, formed angles must be over bent by 75–100%. Cold forming is used for sheets less than 3/8" thick.
- **Cold forming—circular** Recommended minimum forming diameters for Amera-Plex sheets:

| Sheet Thickness | Minimum Diameter |
|-----------------|------------------|
| 1/8"            | 8"               |
| 3/16"           | 10"              |
| 1/4"            | 12"              |
| 3/8"            | 24"              |

# Double-C<sup>®</sup>

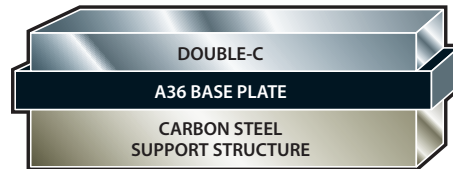
## CHROMIUM CARBIDE OVERLAY



Color Code:  
BLUE



Double-C Chromium Carbide Overlay is the perfect solution to premature equipment and part wear in extremely abrasive conditions with low to moderate impact. Double-C was engineered utilizing an innovative new cladding process to create the most wear-resistant surface available.



Double-C's low carbon steel base allows for weldments, bolts, and stud attachments. The alloy overlays provide a surface with superior wear resistance. Double-C reduces your maintenance costs and virtually eliminates unnecessary downtime.

Double-C has proven durability and value through punishing use in the mining industry, coke, cement, and asphalt plants, power utilities, and pulp & paper mills.

### Typical Analysis

- Carbon 4.8
- Silicon .50
- Chromium 26.8
- Manganese 2.06

### Available Sizes

| Standard Thickness | Cladding Overlay | A-36 Base Plate |
|--------------------|------------------|-----------------|
| 3/8"               | 1/8"             | 1/4"            |
| 1/2"               | 1/4"             | 1/4"            |
| 5/8"               | 1/4"             | 3/8"            |
| 3/4"               | 3/8"             | 3/8"            |
| 7/8"               | 3/8"             | 1/2"            |
| 1"                 | 1/2"             | 1/2"            |

*All standard plate sizes, custom sizes, and strip sizes upon request.*

**General Characteristics**

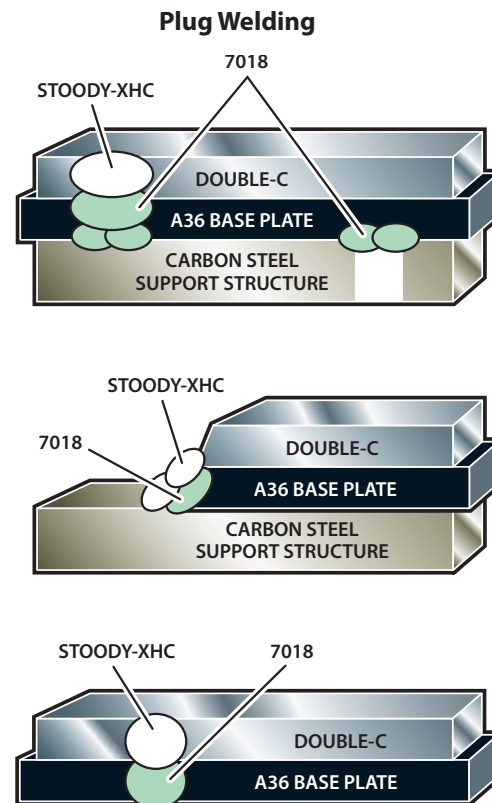
Double-C is a fusion-clad chromium carbide composite overlay that has been permanently bonded to a carbon steel base. Double-C carries a hardness rating of Rockwell C 60–62. Characterized by a high chromium and high carbon content, this material is more resistant to wear, corrosion, and heat.

- **Base plate** ASTM A36 is used to enhance Double-C weldability and ductility.
- **Appearance** Double-C overlay is applied in 1" to 1-1/4" beads on the base metal, giving the product a ribbed appearance. The cladding process produces natural stress relief cracks, providing maximum wear life in heavily abrasive applications by relieving stresses in the plate. The stress relief cracks are limited to the overlay and do not extend to the base plate. Double overlay is recommended for severe wear applications.
- **Heat resistance** Double-C is effective up to 1250°F with an abrasion ratio of 20:1 over heat resistant steels. Repeated heating and cooling does not affect its wear-resistant properties.
- **Impact resistance** The mild steel base metal absorbs shock, providing moderate resistance to impact-type wear. The impact resistance of Double-C improves with the thickness of the base metal.

**Fabrication Instructions**

Using proper fabrication methods, the mild steel base and arc-welded overlay bends readily. Double-C can be specially rolled and formed to your specifications at our plant.

- **Cutting** Use plasma burning equipment, air arc, or abrasive saws when cutting, piercing, or beveling Double-C. Best results are obtained when cutting from the low carbon steel side.
- **Welding** When welding Double-C into position, it is recommended that the weld extend thicker than the mild steel base plate. The life of the weld joint can be enhanced by running a bead of hard surface along the welded area. These precautions will prevent wearing of the mild steel base plate as well as overlay chipping.



# Ameralloy<sup>®</sup>

## TOOL AND DIE STEELS



**Ameralloy<sup>®</sup> Oil**

---

**Ameralloy<sup>®</sup> Air**

---

**Ameralloy<sup>®</sup>-60**

---

**Ameralloy<sup>®</sup> D-2**

---

**Amera-Graf<sup>™</sup>**

---

**Ameralloy<sup>®</sup> W1 & W2**

---

**Ameralloy<sup>®</sup> Drill Rods**

---

**Ameralloy<sup>®</sup> Precision Flat Ground**

---

**Ameralloy<sup>®</sup>-5**

---

**Ameralloy<sup>®</sup>-7**

---

**Ameralloy<sup>®</sup>-13**

---

**Ameralloy<sup>®</sup>-20**

---

**Amera-Mold<sup>™</sup>**

---

**Ameralloy<sup>®</sup>-6**

---

**Ameralloy<sup>®</sup>-FH**

---

**Ameralloy<sup>®</sup> High Speed-2**

---

**Ameralloy-T<sup>™</sup>**

---


**Durelloy-PM<sup>™</sup>**

---




# Ameralloy<sup>®</sup> Oil

**OIL HARDENING STEEL**      **AISI 0-1**



Color Code:  
YELLOW



Ameralloy Oil is an electric furnace, fully deoxidized tool steel and is produced under conditions of strictest tool steel practice. Ameralloy Oil is one of the best general purpose oil hardening tool and die steels. It machines with relative ease to a high finish. With reasonable care, Ameralloy Oil can be hardened safely with very little dimensional change. It has a good combination of abrasion resistance and toughness for a wide variety of tool and die applications.

## Typical Analysis

- Carbon .90
- Manganese 1.20
- Chromium .65
- Vanadium .30
- Tungsten .55
- Silicon .30
- Molybdenum .15

## Heat Treatment

- **Forging** 1850°–1950°F, stop at 1500°F, cool slowly
- **Normalizing** Do not normalize
- **Annealing** 1450°F, furnace-cool. Brinell 202 max.
- **Hardening** 1475°F, oil-quench to 150°F
- **Tempering** 300°– 450°F, average hardness after heat treatment Rockwell C 61–63

## Features And Advantages

- Good machinability
- Spheroidize annealed prior to shipment
- Safe hardening
- Maximum surface hardness
- Keen cutting edges
- Low distortion in heat treatment
- High core strength
- Controlled analysis
- Good toughness and wear resistance

## Applications

- Cold forming
- Blanking
- Bending dies
- Broaches
- Knurling tools
- Gages

# Ameralloy<sup>®</sup> Oil

OIL HARDENING STEEL

AISI 0-1

## Characteristics

- **Machinability** Annealed to Brinell 202 max., Ameralloy Oil machines easily and approaches the machinability of straight-carbon water hardening tool steel. Where a 1% carbon steel is rated at 100, Ameralloy Oil has a rating of 90.
- **Dimensional stability** When quenched from proper hardening temperature, this grade normally expands .0015 in./in. plus. In many instances, slight scaling occurs during heat treatment which tends to counteract the expansion. Like all tool steels, hardening of Ameralloy Oil to insure minimum size change necessitates careful study of the die or tool and the furnace used for heat treatment.
- **Critical points** Critical point ranges obtained by dilatometer test when heating and cooling at a rate of 400°F/hour:

**Heating – Ac range 1390° to 1450°F**

**Cooling – Ar range 1280° to 1260°F**

- **Decarburization** Ameralloy Oil is not inherently subject to excessive decarburization or to a soft skin on the surface. Good furnace practice as to atmosphere, time, and temperature will result in excellent properties.

## General Instructions

- **Forging** Heat slowly to 1850°–1950°F and do not forge below 1500°F. If a preheater is available, hold at 1200°F until uniformly heated before heating to the forging temperature. After forging, bury in an insulation medium for slow cooling.
- **Annealing** The recommended practice is to use controlled-atmosphere furnaces. When not available, pack-anneal in an inert material. For a quick annealing cycle to develop fair machining properties, heat slowly to 1375°–1425°F, and cool slowly in the furnace. To develop the lowest hardness and best spheroidization for optimum machinability, heat slowly to 1400°F and furnace cool at 20°F per hour to 900°F. The piece may then be removed from the furnace and cooled in air. Hardness after this cycle will be Brinell 202 max.
- **Hardening** If pack-hardening cannot be used or is not essential, a slight oxidizing atmosphere should be used in heating to the hardening temperature of 1450°–1475°F for minimum decarburization and distortion. On large parts, pack-harden and preheat at approximately 1200°F with a thorough soaking before raising to the quenching temperature of 1475°–1500°F. Hold at

the quenching temperature for 1/2 hour per inch of greatest cross section. Follow by quenching in oil to 150°F and temper immediately.

### Ameralloy-tested hardness and fracture grain ratings for various oil-quenching temperatures:

| Quenching Temperature (°F) | Fracture Grain Size | Rockwell C |
|----------------------------|---------------------|------------|
| 1400°                      | 9                   | 60         |
| 1425°                      | 9                   | 62         |
| 1450°                      | 9½                  | 63         |
| 1475°                      | 9½                  | 65         |
| 1500°                      | 9½                  | 65         |
| 1525°                      | 9¼                  | 65         |
| 1550°                      | 9¼                  | 65         |

- **Tempering** Employ varying temperatures from 300°–450°F depending on size and properties required. Tempering at 350°F is satisfactory for general purpose use. Temperatures above 450°F are rarely used on Ameralloy Oil. The hardness levels produced by tempering above 450°F can also be produced in shock-resisting grades. Where greater toughness is required, Ameralloy recommends using a shock-resisting steel.

Small tools should be held at the tempering temperature for at least 1 hour, and larger tools for 2 hours per inch of greatest thickness. If a second temper is used, it should be 25° lower than the first.

### Resulting Rockwell hardness for various tempering temperatures. Obtained from 1" round samples oil-quenched from 1475°F and tempered for 2 hours.

| Tempering Temperature (°F) | Rockwell C |
|----------------------------|------------|
| None                       | 65         |
| 300°                       | 63         |
| 350°                       | 62.5       |
| 400°                       | 62         |
| 450°                       | 61         |
| 500°                       | 60         |
| 600°                       | 57         |
| 700°                       | 53         |
| 800°                       | 50         |
| 900°                       | 47         |
| 1000°                      | 44         |
| 1100°                      | 39         |
| 1200°                      | 31         |
| 1300°                      | 22         |

*Above results on 1" diameter specimens may be used as a guide in tempering tools to desired hardness. Tools of heavy section or mass may be several points lower in Rockwell hardness for a given treatment.*


# Ameralloy<sup>®</sup> Oil

OIL HARDENING STEEL

SAE 52100 / AISI O-1

## Available Shapes And Sizes

### Rounds



### Flats



### Squares



**ROUNDS:** Lengths precut to any size desired, or 10'-12' R/L lengths. **FLATS & SQUARES:** Standard 8'-10' R/L lengths. Wider widths and non-standards available upon request. Prompt forging service available.

## Rounds Decarb Free Or Hot Rolled Annealed

|       |        |        |       |        |
|-------|--------|--------|-------|--------|
| 1/4   | 1      | 2      | 4     | 8      |
| 9/32  | 1-1/16 | 2-1/8  | 4-1/4 | 8-1/4  |
| 5/16  | 1-1/8  | 2-1/4  | 4-1/2 | 8-1/2  |
| 3/8   | 1-3/16 | 2-3/8  | 4-3/4 | 8-3/4  |
| 7/16  | 1-1/4  | 2-1/2  | 5-1/4 | 9      |
| 1/2   | 1-5/16 | 2-9/16 | 5-1/2 | 9-1/2  |
| 9/16  | 1-3/8  | 2-5/8  | 5-3/4 | 10     |
| 5/8   | 1-1/2  | 2-3/4  | 6     | 10-1/2 |
| 11/16 | 1-5/8  | 2-7/8  | 6-1/4 | 11     |
| 3/4   | 1-3/4  | 3      | 6-1/2 | 12     |
| 13/16 | 1-7/8  | 3-1/8  | 6-3/4 |        |
| 7/8   |        | 3-1/4  | 7     |        |
| 15/16 |        | 3-1/2  | 7-1/4 |        |
|       |        | 3-5/8  | 7-1/2 |        |
|       |        | 3-3/4  |       |        |

## Flats & Squares Decarb-Free Plus .015/.035

|         |         |         |         |         |
|---------|---------|---------|---------|---------|
| 1/2     | 5/8     | 3/4     | 7/8     | 1       |
| x 1/2   | x 5/8   | x 3/4   | x 7/8   | x 1     |
| x 3/4   | x 3/4   | x 7/8   | x 1     | x 1-1/4 |
| x 7/8   | x 7/8   | x 1     | x 1-1/8 | x 1-1/2 |
| x 1     | x 1     | x 1-1/8 | x 1-1/4 | x 1-3/4 |
| x 1-1/8 | x 1-1/8 | x 1-1/4 | x 1-1/2 | x 2     |
| x 1-1/4 | x 1-1/4 | x 1-3/8 | x 1-3/4 | x 2-1/4 |
| x 1-3/8 | x 1-1/2 | x 1-1/2 | x 2     | x 2-1/2 |
| x 1-1/2 | x 1-3/4 | x 1-3/4 | x 2-1/4 | x 2-3/4 |
| x 1-3/4 | x 1-7/8 | x 2     | x 2-1/2 | x 3     |
| x 1-7/8 | x 2     | x 2-1/4 | x 2-3/4 | x 3-1/2 |
| x 2     | x 2-1/4 | x 2-1/2 | x 3     | x 4     |
| x 2-1/4 | x 2-1/2 | x 2-3/4 | x 3-1/2 | x 4-1/2 |
| x 2-1/2 | x 2-3/4 | x 3     | x 4     | x 5     |
| x 2-3/4 | x 3     | x 3-1/2 | x 4-1/2 | x 5-1/2 |
| x 3     | x 3-1/4 | x 4     | x 5     | x 6     |
| x 3-1/4 | x 3-1/2 | x 4-1/2 | x 6     | x 7     |
| x 3-1/2 | x 4     | x 5     | x 7     | x 8     |
| x 3-3/4 | x 4-1/2 | x 6     | x 8     | x 10    |
| x 4     | x 5     | x 8     | x 10    | x 12    |
| x 4-1/2 | x 6     | x 10    | x 12    |         |
| x 5     | x 8     | x 12    |         |         |
| x 6     | x 10    |         |         |         |
| x 8     | x 12    |         |         |         |
| x 10    |         |         |         |         |
| x 12    |         |         |         |         |


|         |         |         |         |         |
|---------|---------|---------|---------|---------|
| 1-1/8   | 1-1/4   | 1-3/8   | 1-1/2   | 1-3/4   |
| x 1-1/8 | x 1-1/4 | x 1-3/8 | x 1-1/2 | x 1-3/4 |
| x 1-1/4 | x 1-1/2 | x 1-1/2 | x 1-3/4 | x 2     |
| x 1-1/2 | x 1-3/4 | x 1-3/4 | x 2     | x 2-1/4 |
| x 1-3/4 | x 2     | x 2     | x 2-1/4 | x 2-1/2 |
| x 2     | x 2-1/4 | x 2-1/4 | x 2-1/2 | x 2-3/4 |
| x 2-1/4 | x 2-1/2 | x 2-1/2 | x 2-3/4 | x 3     |
| x 2-1/2 | x 2-3/4 | x 2-3/4 | x 3     | x 3-1/2 |
| x 2-3/4 | x 3     | x 3     | x 3-1/2 | x 4     |
| x 3     | x 3-1/2 | x 3-1/2 | x 4     | x 4-1/2 |
| x 3-1/2 | x 4     | x 4     | x 4-1/2 | x 5     |
| x 4     | x 4-1/2 | x 4-1/2 | x 5     | x 6     |
| x 4-1/2 | x 5     | x 5     | x 6     | x 7     |
| x 5     | x 5-1/2 | x 6     | x 7     | x 8     |
| x 6     | x 6     | x 8     | x 8     | x 10    |
| x 8     | x 7     | x 10    | x 9     | x 12    |
| x 10    | x 8     | x 12    | x 10    |         |
| x 12    | x 10    |         | x 12    |         |
|         | x 12    |         |         |         |

|         |         |         |         |         |
|---------|---------|---------|---------|---------|
| 2       | 2-1/4   | 2-1/2   | 3       | 3-1/2   |
| x 2     | x 2-1/4 | x 2-1/2 | x 3     | x 3-1/2 |
| x 2-1/4 | x 2-1/2 | x 2-3/4 | x 3-1/2 | x 4     |
| x 2-1/2 | x 3     | x 3     | x 4     | x 4-1/2 |
| x 2-3/4 | x 3-1/2 | x 3-1/2 | x 4-1/2 | x 5     |
| x 3     | x 4     | x 4     | x 5     | x 6     |
| x 3-1/2 | x 4-1/2 | x 4-1/2 | x 6     | x 8     |
| x 4     | x 5     | x 5     | x 8     | x 10    |
| x 4-1/2 | x 6     | x 6     | x 10    | x 12    |
| x 5     |         | x 7     | x 12    |         |
| x 5-1/2 |         | x 8     |         |         |
| x 6     |         | x 10    |         |         |
| x 7     |         | x 12    |         |         |
| x 8     |         |         |         |         |
| x 10    |         |         |         |         |
| x 12    |         |         |         |         |

|         |         |      |      |
|---------|---------|------|------|
| 4       | 4-1/2   | 5    | 6    |
| x 4     | x 4-1/2 | x 5  | x 6  |
| x 4-1/2 | x 5     | x 6  | x 8  |
| x 5     | x 6     | x 8  | x 10 |
| x 6     | x 8     | x 10 | x 12 |
| x 8     | x 10    | x 12 |      |
| x 10    | x 12    |      |      |
| x 12    |         |      |      |

# Ameralloy<sup>®</sup> Air

**AIR HARDENING STEEL**      **AISI A-2**



Color Code:  
BLUE



Ameralloy Air is an air-hardening tool steel possessing excellent non-deforming properties. Its wear resistance is midway between the high carbon/high chromium Ameralloy D, and the manganese oil hardening steel, Ameralloy Oil.

While Ameralloy Air may be hardened by quenching in either air or oil, air-quenching is recommended to virtually eliminate the risk of breakage. Ameralloy Air is particularly adapted to applications that demand toughness and high abrasion resistance.

## Typical Analysis

- Carbon 1.00
- Chromium 5.75
- Vanadium .25
- Molybdenum 1.15
- Silicon .20
- Manganese .60

## Heat Treatment

- **Forging** 1700°–1950°F, stop at 1750°F, cool slowly
- **Normalizing** Do not normalize
- **Annealing** 1650°F, furnace-cool. Brinell 212 max.
- **Preheating** 1200°F prior to hardening
- **Hardening** 1775°F, air-quench to 150°F
- **Tempering** 350°–400°F, resulting hardness Rockwell C 60–61

## Features And Advantages

- Low distortion in heat treatment
- High abrasion resistance and hardness
- Good hardenability

## Applications

- Cold forming
- Blanking
- Bending dies
- Forming rolls
- Broaches
- Knurling tools
- Gages

## Characteristics

- **Machinability** If properly annealed to Brinell 212, Ameralloy Air has a machinability of 65, as compared with a 1% carbon tool steel rated at 100.
- **Dimensional stability** When air-quenched from the proper hardening temperature, this grade generally expands .001 in./in. of cross section.
- **Critical points** Critical point ranges obtained by dilatometer test when heating and cooling at a rate of 400°F/hour:

**Heating – Ac range 1475° to 1540°F**

**Cooling – Ar range 1310° to 670°F**

## General Instructions

- **Forging** Before forging Ameralloy Air, preheat at 1250°F and soak thoroughly. Then raise temperature to 2000°–2050°F, and hold until the steel is uniformly heated. Forging should be discontinued at 1700°F. Reheat as often as necessary to complete the forging operation. Immediately after forging, bury in an insulating medium to avoid cooling cracks.
- **Annealing** Ameralloy Air should always be annealed after forging. To prevent decarburization, use a controlled atmosphere furnace or pack in a sealed container using inert material. To anneal for lowest hardness, heat slowly to 1650°F and hold at this temperature for approximately two hours per inch of greatest cross section. Cool at a rate of 20°F per hour to 1150°F and reheat to 1350°F. Hold three hours per inch of greatest cross section. Furnace-cool at 20°F per hour to 1100°F, then furnace-cool to 900°F, then air-cool. Resulting hardness from this treatment will be Brinell 212 max.
- **Hardening** To prevent decarburization, pack in inert material, or the treatment can be carried out in a salt bath or controlled atmosphere furnace. Preheat to 1200°F and hold at this temperature until thoroughly soaked. Heat to 1750°–1800°F, and hold for one hour per inch of greatest cross section. Remove from the furnace and cool in air. Although Ameralloy is primarily an air hardening grade, flash oil-quenching is occasionally used on large sections. However, tools must be removed from the oil when they reach 1000°F, then air-cooled to 150°F. Temper immediately to minimize the possibility of cracking.

Ameralloy-tested fracture grain size and Rockwell C hardness of specimens 1" square x 4" long, quenched in air and oil after holding one hour at 1600°–1900°F:

| Still Air Quenching Temperature (°F) | Fracture Grain Size | Rockwell C |
|--------------------------------------|---------------------|------------|
| 1600°                                | 7                   | 48         |
| 1650°                                | 9½                  | 54         |
| 1700°                                | 9¾                  | 59.5       |
| 1750°                                | 9¾                  | 64         |
| 1800°                                | 10                  | 64         |
| 1850°                                | 9½                  | 63         |
| 1900°                                | 9¼                  | 62         |

| Oil Quenching Temperature (°F) | Fracture Grain Size | Rockwell C |
|--------------------------------|---------------------|------------|
| 1600°                          | 9¾                  | 54         |
| 1650°                          | 9¾                  | 55         |
| 1700°                          | 9¾                  | 62         |
| 1750°                          | 9¾                  | 65         |
| 1800°                          | 9¾                  | 64         |
| 1850°                          | 9.625               | 63.5       |
| 1900°                          | 9¾                  | 62         |

- **Tempering** After cooling in the quench to approximately 150°F, temper immediately. For most applications, Ameralloy Air should be tempered at 350°–400°F at a minimum holding time of 2 hours per inch of greatest cross section.

Rockwell C hardness of specimens 1" square when air-quenched from 1775°F or oil-quenched from 1750°F. Tempered at various temperatures:

| Tempering Temperature (°F) | Rockwell C        |                   |
|----------------------------|-------------------|-------------------|
|                            | 1775°F Air-Quench | 1750°F Oil-Quench |
| None                       | 64                | 65                |
| 300°F                      | 62                | 62.5              |
| 400°F                      | 60                | 61                |
| 500°F                      | 56                | 57.5              |
| 600°F                      | 56                | 56                |
| 700°F                      | 56                | 56                |
| 800°F                      | 56                | 56                |
| 900°F                      | 56                | 56                |
| 1000°F                     | 56                | 55                |
| 1100°F                     | 50                | 50                |
| 1200°F                     | 43                | 45                |
| 1300°F                     | 34                | 34                |

*Above results on 1" diameter specimens may be used as a guide in tempering tools to desired hardness. Tools of heavy section or mass may be several points lower in Rockwell hardness for a given treatment.*


## Effect Of Mass

Effectiveness of heat treatment on sections of increasing mass. Sample lengths of at least double the cross section were hardened as shown below. Rockwell C hardness obtained for 1" disc cut from the midsection of sample length:

| Size  | Treatment  | Hardness – (Rc) |          |
|-------|--|-----------------|----------|
|       |  | Surface         | Center   |
| 1"sq. | Preheat 1200°F, austenitize 1775°F, air-cool to 150°F<br>Temper at 400°F                         | 64<br>61        | 64<br>61 |
| 4"sq. | Preheat 1200°F austenitize 1775°F<br>Air-cool to 150°F<br>Temper at 400°F                        | 63<br>59        | 60<br>59 |
| 5"sq. | Preheat 1200°F, austenitize 1775°F, oil to 1000°F<br>Air-cool to 150°F<br>Double temper at 400°F | 63<br>59        | 60<br>59 |
| 6"sq. | Preheat 1200°F, austenitize 1775°F, oil to 1000°F<br>Air-cool to 150°F<br>Double temper at 400°F | 62<br>59        | 59<br>57 |
| 8"sq. | Preheat 1200°F, austenitize 1775°F, oil to 150°F<br>Double temper at 400°F                       | 62<br>61        | 61<br>59 |

## Available Shapes And Sizes

Rounds  
Squares  
Flats



ROUNDS: Lengths precut to any size desired, or 8'-10' R/L lengths. FLATS & SQUARES: Standard 10'-12' R/L lengths.

## Rounds Decarb Free Or Hot Rolled Annealed

|       |        |       |       |       |
|-------|--------|-------|-------|-------|
| 1/4   | 1      | 2     | 4     | 7     |
| 5/16  | 1-1/16 | 2-1/8 | 4-1/4 | 7-1/2 |
| 3/8   | 1-1/8  | 2-1/4 | 4-1/2 | 8     |
| 7/16  | 1-1/4  | 2-3/8 | 4-3/4 | 8-1/2 |
| 1/2   | 1-3/8  | 2-1/2 | 5     | 9     |
| 9/16  | 1-1/2  | 2-5/8 | 5-1/4 | 10    |
| 5/8   | 1-5/8  | 2-3/4 | 5-1/2 | 11    |
| 11/16 | 1-3/4  | 2-7/8 | 5-3/4 | 12    |
| 3/4   | 1-7/8  | 3     | 6     |       |
| 13/16 |        | 3-1/8 | 6-1/4 |       |
| 7/8   |        | 3-1/4 | 6-1/2 |       |
| 15/16 |        | 3-1/2 |       |       |
|       |        | 3-3/4 |       |       |

## Flats & Squares Decarb-Free Plus .015/.035

|         |          |         |          |         |
|---------|----------|---------|----------|---------|
| 1/2     | 5/8      | 3/4     | 7/8      | 1       |
| x 1/2   | x 5/8    | x 3/4   | x 7/8    | x 1     |
| x 3/4   | x 3/4    | x 7/8   | x 1      | x 1-1/4 |
| x 7/8   | x 7/8    | x 1     | x 1-1/8  | x 1-1/2 |
| x 1     | x 1      | x 1-1/8 | x 1-1/4  | x 1-3/4 |
| x 1-1/8 | x 1-1/8  | x 1-1/4 | x 1-1/2  | x 2     |
| x 1-1/4 | x 1-1/4  | x 1-3/8 | x 1-3/4  | x 2-1/4 |
| x 1-3/8 | x 1-3/8  | x 1-1/2 | x 2      | x 2-1/2 |
| x 1-1/2 | x 1-1/2  | x 1-3/4 | x 2-1/4  | x 2-3/4 |
| x 1-3/4 | x 1-3/4  | x 1-7/8 | x 2-1/2  | x 3     |
| x 1-7/8 | x 2      | x 2     | x 2-3/4  | x 3-1/2 |
| x 2     | x 2-1/4  | x 2-1/4 | x 3      | x 4     |
| x 2-1/4 | x 2-1/2  | x 2-1/2 | x 3-1/2  | x 4-1/2 |
| x 2-1/2 | x 2-3/4  | x 2-3/4 | x 4      | x 5     |
| x 2-3/4 | x 3      | x 3     | x 4-1/2  | x 6     |
| x 3     | x 3-1/2  | x 3-1/2 | x 5      | x 7     |
| x 3-1/2 | x 4      | x 4     | x 6      | x 8     |
| x 4     | x 4-1/2  | x 4-1/2 | x 7      | x 10    |
| x 4-1/2 | x 5      | x 5     | x 8      | x 12    |
| x 5     | x 6      | x 6     | x 10     |         |
| x 6     | x 8      | x 8     | x 12     |         |
| x 8     | x 10     | x 10    |          |         |
| x 10    | x 12     | x 12    |          |         |
| x 12    |          |         |          |         |
| 1-1/8   | 1-1/4    | 1-3/8   | 1-1/2    | 1-3/4   |
| x 1-1/8 | x 1-1/4  | x 1-3/8 | x 1-1/2  | x 1-3/4 |
| x 1-1/4 | x 1-1/2  | x 1-3/4 | x 1-3/4  | x 2     |
| x 1-1/2 | x 1-3/4  | x 2     | x 2      | x 2-1/4 |
| x 1-3/4 | x 2      | x 2-1/4 | x 2-1/4  | x 2-1/2 |
| x 2     | x 2-1/4  | x 2-1/2 | x 2-1/2  | x 2-3/4 |
| x 2-1/4 | x 2-1/2  | x 3     | x 3      | x 3     |
| x 2-1/2 | x 2-3/4  | x 3-1/2 | x 3      | x 3-1/2 |
| x 2-3/4 | x 3      | x 4     | x 3-1/2  | x 4     |
| x 3     | x 3-1/2  | x 4-1/2 | x 4      | x 4-1/2 |
| x 3-1/2 | x 4      | x 5     | x 4-1/2  | x 5     |
| x 4     | x 4-1/2  | x 6     | x 5      | x 6     |
| x 4-1/2 | x 5      | x 8     | x 6      | x 7     |
| x 5     | x 6      | x 10    | x 7      | x 8     |
| x 6     | x 7      | x 12    | x 8      | x 10    |
| x 8     | x 8      |         | x 10     | x 12    |
| x 10    | x 10     |         | x 12     |         |
| x 12    | x 12     |         | x 18-1/4 |         |
|         | x 18-1/4 |         |          |         |
| 2       | 2-1/4    | 2-1/2   | 3        | 3-1/2   |
| x 2     | x 2-1/4  | x 2-1/2 | x 3      | x 3-1/2 |
| x 2-1/4 | x 2-1/2  | x 2-3/4 | x 3-1/2  | x 4     |
| x 2-1/2 | x 3      | x 3     | x 4      | x 4-1/2 |
| x 2-3/4 | x 3-1/2  | x 3-1/2 | x 4-1/2  | x 5     |
| x 3     | x 4      | x 4     | x 5      | x 6     |
| x 3-1/2 | x 4-1/2  | x 4-1/2 | x 6      | x 8     |
| x 4     | x 5      | x 5     | x 8      | x 10    |
| x 4-1/2 | x 6      | x 6     | x 10     |         |
| x 5     |          | x 8     |          |         |
| x 5-1/2 |          | x 10    |          |         |
| x 6     |          | x 12    |          |         |
| x 8     |          |         |          |         |
| x 10    |          |         |          |         |
| x 12    |          |         |          |         |
| 4       | 4-1/2    | 5       | 6        |         |
| x 4     | x 4-1/2  | x 5     | x 6      |         |
| x 4-1/2 | x 5      | x 6     | x 8      |         |
| x 5     | x 6      | x 8     | x 10     |         |
| x 6     | x 8      | x 10    | x 12     |         |
| x 8     | x 10     | x 12    |          |         |
| x 10    | x 12     |         |          |         |
| x 12    |          |         |          |         |

# Ameralloy<sup>®</sup>-60

**AIR HARDENING STEEL**      **AISI A-6**



Color Code:  
BLUE WITH  
WHITE STRIPE



Ameralloy-60 is an air hardening, cold work die steel that shows less distortion during heat treatment than water or oil hardening steels, and most high alloy air hardening die steels. A 6-inch cube of Ameralloy-60 will harden to Rockwell C 60 in still air. A major advantage is its low hardening temperature range of 1500°–1600°F, usually available only with oil hardening steels.

The minimum distortion characteristics of Ameralloy-60 make it perfectly suited for dies and punches in blanking and forming operations, or for tools where close size tolerance is critical.

## Typical Analysis

- Carbon .70
- Manganese 2.10
- Silicon .30
- Chromium 1.00
- Molybdenum 1.35
- Sulfur .09

## Heat Treatment

- **Forging** Ameralloy-60 should be heated slowly to the forging temperature of 2000°–2025°F. Do not hot work below 1600°F. Cool slowly in the furnace or bury in Sil-o-cel, fine dry ashes, lime, expanded mica, or other insulating material.
- **Annealing** Ameralloy-60 may be annealed in either a controlled atmosphere furnace or packed in spent pitched coke, spent cast iron chips, lime, fine dry ashes, sand, or ground mica with approximately 10% burned

charcoal added. Heat to 1325°–1375°F and hold approximately 4 hours for each inch of thickness. Cool very slowly at a rate of 20°F per hour to approximately 1000°F. Annealed hardness range is normally Brinell 235 to 245

- **Hardening** The hardening temperature range for Ameralloy-60 is 1500°–1600°F. Tools with simple shapes may be heated to the hardening temperature directly from room temperature. A preheat of 1200°–1250°F should be used for tools with intricate shapes. A slightly oxidizing furnace atmosphere should be used for hardening. Cool in still air or in an air blast.
- **Tempering** To obtain high hardness with minimum distortion, Ameralloy-60 should be tempered at temperatures between 300°–400°F. Tempering time varies with the size of the piece being hardened, but even the smallest tools should be tempered for a minimum of 1 hour. Refer to the hardening and tempering table to determine approximate hardness obtained from various tempering temperatures.

# Ameralloy-60

AIR HARDENING STEEL AISI A-6

## Hardened from 1500°F

| Tempering Temperature (°F) | Energy-Absorbed Hardness (Ft-Lb) | Rockwell C |
|----------------------------|----------------------------------|------------|
| As Quenched                | 78                               | 59         |
| 300°                       | 81                               | 58.5       |
| 350°                       | 56                               | 58         |
| 400°                       | 52                               | 57         |
| 450°                       | 45.5                             | 57         |
| 500°                       | 63.5                             | 56         |
| 600°                       | 52                               | 54         |
| 800°                       | 99.5                             | 49.5       |
| 1000°                      | Beyond Machine Capacity          | 45         |


## Hardened from 1600°F

| Tempering Temperature (°F) | Energy-Absorbed Hardness (Ft-Lb) | Rockwell C |
|----------------------------|----------------------------------|------------|
| As Quenched                | 51                               | 63         |
| 300°                       | 66                               | 61         |
| 350°                       | 106                              | 60         |
| 400°                       | 81                               | 59         |
| 450°                       | 80.5                             | 58         |
| 500°                       | 38                               | 57         |
| 600°                       | 100                              | 55         |
| 800°                       | 83.5                             | 51         |
| 1000°                      | Beyond Machine Capacity          | 48         |

Typical results. Actual data may vary. Not to be construed as maximum or minimum values for final design specification.

## Available Shapes And Sizes

Rounds  
Squares  
Flats



ROUNDS: Lengths precut to any size desired, or 10'-12' R/L lengths. FLATS & SQUARES: Standard 8'-10' R/L lengths or cut pieces. Wider widths and non-standards available upon request. Prompt forging service available.

## Rounds Decarb Free Or Hot Rolled Annealed

### Hot Rolled Annealed

1/2  
5/8  
3/4  
7/8  
1  
1-1/8  
1-1/4  
1-3/8  
1-1/2  
1-5/8  
1-3/4  
1-7/8  
2  
2-1/4  
2-1/2  
2-3/4  
3  
3-1/4  
3-1/2  
3-3/4  
6  
6-1/2

### Pre-Machined

4  
7  
7-1/2  
8  
9  
10  
6  
6-1/2

## Flats & Squares Decarb-Free Plus .015/.035

### 1/2

x 1/2  
x 1  
x 1-1/2  
x 2  
x 2-1/2  
x 3  
x 4  
x 5  
x 6  
x 8  
x 10  
x 12

### 5/8

x 5/8  
x 1  
x 1-1/2  
x 2  
x 2-1/2  
x 3  
x 4  
x 5  
x 6  
x 8  
x 10  
x 12

### 3/4

x 3/4  
x 1  
x 1-1/2  
x 2  
x 2-1/2  
x 3  
x 4  
x 5  
x 6  
x 8  
x 10  
x 12

### 7/8

x 7/8  
x 1  
x 1-1/8  
x 1-1/4  
x 1-1/2  
x 1-3/4  
x 2  
x 2-1/2  
x 3  
x 3-1/2  
x 4  
x 5  
x 6  
x 8  
x 10  
x 12

### 1

x 1  
x 1-1/4  
x 1-1/2  
x 1-3/4  
x 2  
x 2-1/4  
x 2-1/2  
x 2-3/4  
x 3  
x 3-1/2  
x 4  
x 4-1/2  
x 5  
x 6  
x 8  
x 10  
x 12

### 1-1/8

x 1-1/8  
x 1-1/4  
x 1-1/2  
x 1-3/4  
x 2  
x 2-1/4  
x 2-1/2  
x 2-3/4  
x 3  
x 3-1/2  
x 4  
x 4-1/2  
x 5  
x 6  
x 8  
x 10  
x 12

### 1-1/4

x 1-1/4  
x 1-1/2  
x 1-3/4  
x 2  
x 2-1/4  
x 2-1/2  
x 2-3/4  
x 3  
x 3-1/2  
x 4  
x 4-1/2  
x 5  
x 6  
x 8  
x 10  
x 12  
x 18-1/4

### 1-3/8

x 1-3/8  
x 1-1/2  
x 1-3/4  
x 2  
x 2-1/4  
x 2-1/2  
x 2-3/4  
x 3  
x 3-1/2  
x 4  
x 4-1/2  
x 5  
x 6  
x 8  
x 10  
x 12

### 1-1/2

x 1-1/2  
x 1-3/4  
x 2  
x 2-1/4  
x 2-1/2  
x 2-3/4  
x 3  
x 3-1/2  
x 4  
x 4-1/2  
x 5  
x 6  
x 8  
x 10  
x 12

### 1-3/4

x 1-3/4  
x 2  
x 2-1/4  
x 2-1/2  
x 2-3/4  
x 3  
x 3-1/2  
x 4  
x 4-1/2  
x 5  
x 6  
x 8  
x 10  
x 12

### 2

x 2  
x 2-1/4  
x 2-1/2  
x 2-3/4  
x 3  
x 3-1/2  
x 4  
x 4-1/2  
x 5  
x 6  
x 8  
x 10  
x 12

### 2-1/2

x 2-1/2  
x 2-3/4  
x 3  
x 3-1/2  
x 4  
x 4-1/2  
x 5  
x 6  
x 8  
x 10  
x 12

### 3

x 3  
x 3-1/2  
x 4  
x 4-1/2  
x 5  
x 6  
x 8  
x 10  
x 12

### 4

x 4  
x 4-1/2  
x 5  
x 6  
x 8  
x 10  
x 12

### 5-6

5 x 5  
5 x 6  
5 x 8  
6 x 6  
6 x 8  
6 x 10



# Ameralloy<sup>®</sup> D-2

**AIR HARDENING STEEL**      **AISI D-2**



Color Code:  
GREEN



Ameralloy D-2 is a premium quality, high carbon/high chrome air hardening steel for use in high volume production applications. It is recommended for dies with production quotas in the hundreds, thousands, or millions of pieces at minimum cost. Ameralloy D-2 resists edge chipping, sometimes experienced with other types of die steel. This decreases both the number and depth of grinds necessary to maintain the die.

Ameralloy D-2 hardens with a minimum amount of distortion and is perfectly suited for dies where close size tolerance is critical. Ameralloy D-2 is easier to machine than other high carbon/high chrome die steels.

## Typical Analysis

- Carbon 1.55
- Silicon .35
- Chromium 12.50
- Vanadium 1.00
- Molybdenum 1.00
- Manganese .55

## Features And Advantages

- Maximum die life
- Maximum resistance to edge wear and chipping
- Minimum dimensional change during hardening
- Air hardening/deep hardening
- High compressions strength
- Non-scaling properties with fair resistance to corrosion
- Good machinability for a high alloy steel

## Applications

- Ring gauges
- Swaging dies
- Plug gauges
- Coining dies
- Shear knives
- Blanking dies
- Trimming dies
- Slitting dies
- Forming dies
- Drawing dies
- Lamination dies
- Thread rolling dies
- Forming rolls
- Lathe centers
- Seaming rolls
- Punches

## Heat Treatment

- **Forging** 1950°–2050°F, stop at 1700°F, cool slowly
- **Normalizing** Do not normalize
- **Annealing** 1650°F, furnace-cool. Brinell 217 max.
- **Preheating** 1200°–1250°F, prior to hardening
- **Hardening** 1850°F, air-quench to 150°F
- **Tempering** 900°F, minimum (see Tempering under General Instructions)

## Characteristics

- **Machinability** Ameralloy D-2 has a machinability rating of 65, as compared with a rating of 100 for a 1% carbon steel tool.
- **Dimensional stability** Tests on this grade normally show a slight amount of contraction after hardening with a piece in the as-quenched condition or tempered below 900°F. Tempering at approximately 925°F usually eliminates the contraction and virtually brings the part back to its original size. Ameralloy D-2 has the minimum distortion in heat treatment as compared with other tool steels.
- **Critical points** Critical point ranges obtained by dilatometer test when heating and cooling at a rate of 400°F/hour:

|   |
|---|
| <b>Heating – Ac range 1520° to 1600°F</b> |
| <b>Cooling – Ar range 1390° to 1300°F</b> |

- **Decarburization** To prevent decarburization, pack in an inert material or heat for hardening in a salt bath or controlled-atmosphere atmosphere furnace, or a vacuum furnace.
- **Grinding** Ameralloy D-2 is somewhat sensitive to grinding stresses resulting from improper practice. Oversize allowance for machining should be held to a minimum to avoid excessive grinding for finishing. The superior abrasion resistance of this grade makes it necessary to use a soft wheel with the coarsest grit commensurate with the finish required. Use a generous amount of coolant to cover the work at all times. Light cut must be made to avoid danger of cracking. For specific grinding operations, consult your grinding wheel representative for aid in selecting the proper grain and grade of wheel.

## General Instructions

- **Forging** Due to a combination of high carbon/high chromium, take special care when hot working. Heat slowly and uniformly to 10 approximately 1250°F, and hold temperature sufficiently long to thoroughly soak the piece. For forging, heat to 1950°–2050°F. Discontinue forging at 1700°F and reheat. When forging is complete, cool slowly, preferably burying in dry insulating material.
- **Annealing** To prevent decarburization, use a controlled-atmosphere furnace or pack in inert material in a sealed container. Heat slowly to approximately 1600°–1650°F and hold at temperature for 1½ hours per inch of greatest thickness. Cool slowly at 20° per hour to 900°F, then allow steel to cool down with the furnace. Resulting hardness will be Brinell 217 max.
- **Hardening** When heating, protect the steel by packing or wrapping in inert material. When available, use a well-regulated salt bath, a controlled-atmosphere furnace, or a vacuum

furnace. Preheat to 1200°F and hold at this temperature until thoroughly soaked. Heat to 1850°F and hold at this temperature 1 hour per inch of greatest cross section. The piece may then be removed and cooled in still air to 150°F and tempered immediately. Oil-quenching is required on pieces 6" and larger.

### Ameralloy-tested hardness and fracture grain ratings for various air-quenching temperatures:

| Quenching Temperature (°F) | Fracture Grain Size | Rockwell C |
|----------------------------|---------------------|------------|
| 1700°                      | 8¾                  | 62         |
| 1750°                      | 9¼                  | 64         |
| 1800°                      | 9¼                  | 65         |
| 1850°                      | 9½                  | 65         |
| 1900°                      | 9¼                  | 63         |

- **Tempering** Double tempering is preferable with the second temper 50°F lower than the first. The tool type and service requirements determine the temperature. For most applications, the tempering range is 900°–960°F. Use a minimum holding time of 2 hours for each inch of greatest cross section. To minimize cracking, temper immediately after hardening, and heat slowly to desired tempering temperature.

In the as-quenched condition, Ameralloy-D2 normally shows a slight amount of contraction in size. Tempering at 900°F or slightly higher usually neutralizes the original shrinkage produced in the quench, and brings the part virtually back to its original size. If the first temper does not completely neutralize the shrinkage, then a second or even a third temper may be used, with each temper raised 10°F over the previous. This produces a hardness in the range of Rockwell C 58 to 60.

After the shrinkage of the part has been neutralized, it is advisable to give the part a final temper to temper any newly formed martensite. This final temper should be done at 25°–50°F below the previous temper.

### Rockwell hardness from various heats of steel, air-quenched from 1850°F and tempered a minimum or 2 hours per inch of cross section.

| Tempering Temperature (°F) | Rockwell C |
|----------------------------|------------|
| None                       | 64         |
| 400°                       | 60         |
| 500°                       | 58         |
| 600°                       | 58         |
| 700°                       | 58         |
| 800°                       | 57         |
| 900°*                      | 58/60      |
| 960°                       |            |
| 1000°                      | 56         |
| 1100°                      | 48         |
| 1200°                      | 40         |

#### \*See Tempering

Above results may be used as a guide in tempering tools to desired hardness, however, tempering below 900°F is not recommended. Tools of heavy section or mass may be several points lower in Rockwell hardness for a given treatment.


# Ameralloy® D-2

AIR HARDENING STEEL

AISI D-2

## Available Shapes And Sizes

### Rounds



### Flats



### Squares



**ROUNDS:** Lengths precut to any size desired, or 10'-12' R/L lengths. **FLATS & SQUARES:** Standard 8'-10' R/L lengths. Wider widths and non-standards available upon request. Prompt forging service available.

## Rounds Decarb Free Or Hot Rolled Annealed

|       |       |       |       |        |
|-------|-------|-------|-------|--------|
| 1/4   | 1     | 2     | 4     | 8      |
| 5/16  | 1-1/8 | 2-1/8 | 4-1/4 | 8-1/2  |
| 3/8   | 1-1/4 | 2-1/4 | 4-1/2 | 9      |
| 7/16  | 1-3/8 | 2-3/8 | 4-3/4 | 9-1/2  |
| 1/2   | 1-1/2 | 2-1/2 | 5     | 10     |
| 9/16  | 1-5/8 | 2-5/8 | 5-1/4 | 10-1/2 |
| 5/8   | 1-3/4 | 2-3/4 | 5-1/2 | 11     |
| 11/16 | 1-7/8 | 2-7/8 | 5-3/4 | 11-1/2 |
| 3/4   |       | 3     | 6     | 12     |
| 13/16 |       | 3-1/8 | 6-1/4 | 12-1/2 |
| 7/8   |       | 3-1/4 | 6-1/2 | 13     |
| 15/16 |       | 3-1/2 | 7     | 14     |
|       |       | 3-3/4 | 7-1/2 | 16     |

## Flats & Squares Decarb-Free Plus .015/.035

|         |         |         |         |         |
|---------|---------|---------|---------|---------|
| 1/2     | 5/8     | 3/4     | 7/8     | 1       |
| x 1/2   | x 5/8   | x 3/4   | x 1     | x 1     |
| x 3/4   | x 3/4   | x 7/8   | x 1-1/8 | x 1-1/4 |
| x 7/8   | x 7/8   | x 1     | x 1-1/4 | x 1-1/2 |
| x 1     | x 1     | x 1-1/4 | x 1-1/2 | x 1-3/4 |
| x 1-1/8 | x 1-1/8 | x 1-3/8 | x 1-3/4 | x 2     |
| x 1-1/4 | x 1-1/4 | x 1-1/2 | x 2     | x 2-1/4 |
| x 1-1/2 | x 1-1/2 | x 1-3/4 | x 2-1/2 | x 2-1/2 |
| x 1-3/4 | x 1-3/4 | x 2     | x 2-3/4 | x 2-3/4 |
| x 1-7/8 | x 2     | x 2-1/4 | x 3     | x 3     |
| x 2     | x 2-1/4 | x 2-1/2 | x 3-1/2 | x 3-1/2 |
| x 2-1/4 | x 2-1/2 | x 2-3/4 | x 4     | x 4     |
| x 2-1/2 | x 2-3/4 | x 3     | x 4-1/2 | x 4-1/2 |
| x 2-3/4 | x 3     | x 3-1/2 | x 5     | x 5     |
| x 3     | x 3-1/2 | x 3-3/4 | x 5-1/2 | x 6     |
| x 3-1/4 | x 3-3/4 | x 4     | x 6     | x 7     |
| x 3-1/2 | x 4     | x 4-1/2 | x 8     | x 8     |
| x 3-3/4 | x 4-1/2 | x 5     | x 10    | x 10    |
| x 4     | x 5     | x 6     | x 12    | x 12    |
| x 4-1/2 | x 6     | x 8     |         |         |
| x 5     | x 8     | x 10    |         |         |
| x 6     | x 10    | x 12    |         |         |
| x 8     | x 12    |         |         |         |
| x 10    |         |         |         |         |
| x 12    |         |         |         |         |

|         |         |         |         |         |
|---------|---------|---------|---------|---------|
| 1-1/8   | 1-1/4   | 1-3/8   | 1-1/2   | 1-3/4   |
| x 1-1/8 | x 1-1/4 | x 1-3/8 | x 1-1/2 | x 1-3/4 |
| x 1-1/4 | x 1-1/2 | x 1-3/4 | x 1-3/4 | x 2     |
| x 1-1/2 | x 1-3/4 | x 2     | x 2     | x 2-1/4 |
| x 1-3/4 | x 2     | x 2-1/2 | x 2-1/4 | x 2-1/2 |
| x 2     | x 2-1/4 | x 2-3/4 | x 2-1/2 | x 2-3/4 |
| x 2-1/4 | x 2-1/2 | x 3     | x 2-3/4 | x 3     |
| x 2-1/2 | x 2-3/4 | x 3-1/2 | x 3     | x 3-1/2 |
| x 2-3/4 | x 3     | x 4     | x 3-1/2 | x 4     |
| x 3     | x 3-1/2 | x 4-1/2 | x 4     | x 4-1/2 |
| x 3-1/2 | x 4     | x 5     | x 4-1/2 | x 5     |
| x 4     | x 4-1/2 | x 6     | x 5     | x 6     |
| x 4-1/2 | x 5     | x 8     | x 6     | x 8     |
| x 5     | x 6     | x 10    | x 7     | x 10    |
| x 6     | x 7     |         | x 8     | x 12    |
| x 8     | x 8     |         | x 10    |         |
| x 10    | x 10    |         | x 12    |         |
| x 12    | x 12    |         |         |         |

|         |         |         |         |         |
|---------|---------|---------|---------|---------|
| 2       | 2-1/4   | 2-1/2   | 3       | 3-1/2   |
| x 2     | x 2-1/4 | x 2-1/2 | x 3     | x 3-1/2 |
| x 2-1/4 | x 2-1/2 | x 2-3/4 | x 3-1/2 | x 4     |
| x 2-1/2 | x 3     | x 3     | x 4     | x 4-1/2 |
| x 2-3/4 | x 3-1/2 | x 3-1/2 | x 4-1/2 | x 5     |
| x 3     | x 4     | x 4     | x 5     | x 6     |
| x 3-1/2 | x 6     | x 4-1/2 | x 6     | x 8     |
| x 4     | x 8     | x 5     | x 8     | x 10    |
| x 4-1/2 | x 10    | x 6     | x 10    | x 12    |
| x 5     | x 12    | x 8     | x 12    |         |
| x 5-1/2 |         | x 10    |         |         |
| x 6     |         | x 12    |         |         |
| x 8     |         |         |         |         |
| x 10    |         |         |         |         |
| x 12    |         |         |         |         |


|         |         |      |      |
|---------|---------|------|------|
| 4       | 4-1/2   | 5    | 6    |
| x 4     | x 4-1/2 | x 5  | x 6  |
| x 4-1/2 | x 5     | x 6  | x 8  |
| x 5     | x 6     | x 8  | x 10 |
| x 6     | x 8     | x 10 | x 12 |
| x 8     | x 10    | x 12 |      |
| x 10    | x 12    |      |      |
| x 12    |         |      |      |

# Amera-Graf™

**OIL HARDENING STEEL**    **AISI 0-6**



Color code:  
TAN



Amera-Graf is a medium alloy 1.45 carbon oil-hardening tool steel. In its annealed condition, about one-third of the carbon is present as graphitic carbon. The remainder is present as combined carbon in the form of carbides. In this condition, Amera-Graf is the most readily machinable of the oil hardening tool grades.

## Typical Analysis

- Carbon 1.45
- Silicon 1.25
- Manganese 1.0
- Molybdenum .25

## Features And Advantages

- Excellent machinability
- Good wear resistance

## Applications

Forming, shaping, and drawing dies. Suitable for a great variety of cold-work dies calling for physical properties, wear resistance, and edge holding similar to standard oil hardening tool steels like Type 01. Non-galling, self-lubricating characteristics of Amera-Graf make it well suited for dies subject to galling and seizing.

## Heat Treatment

- **Forging** 2000°F max., stop at 1700°F, cool slowly
- **Normalizing** Do not normalize
- **Annealing** 1425°–1450°F, furnace-cool to 1000°F, hold 1 hour per inch of greatest cross section. Air cool. Brinell 212 max.
- **Preheating** 1250°F prior to hardening
- **Hardening** 1450°–1500°F, oil-quench to 150°F
- **Tempering** 300°– 400°F, resulting hardness Rockwell C 61–62

## Characteristics

- **Machinability** When properly annealed to Brinell 212 max., Amera-Graf has a machinability rating of 125 – as compared with a 1% carbon tool steel rated at 100.
- **Dimensional stability** When oil-quenched from proper hardening temperature, this grade normally expands .0015 in./in. plus.
- **Critical Points** Critical point ranges obtained by dilatometer test when heating and cooling at a rate of 400°F/hour:

**Heating – Ac range 1400° to 1420°F**

**Cooling – Ar range 1340° to 1280°F**

- **Decarburization** Decarburizes more rapidly than other tool steels when heated for forging, annealing, or hardening. This is due to the high silicon and molybdenum content. Care should be taken when heating Amera-Graf to protect it from decarburization. Preheating can be very helpful, as it shortens exposure to high temperature. Use controlled-atmosphere annealing furnace if available. If not available, pack-anneal with inert material in a sealed container.

## General Instructions

- **Forging** Preheat Amera-Graf at approx. 1300°F before uniformly heating to a forging temperature of 2000°F. Stop forging at 1700°F. Reheat if necessary. Bury in insulating material immediately after forging.

## Heat Treatment (continued)

- **Annealing** Heat Amera-Graf uniformly to a temperature range of 1425°–1450°F. Then cool slowly in the furnace to 1000°F and hold at this temperature approximately 1 hour per inch of greatest cross section. Cool in air. The resulting hardness will be Brinell 217 max.

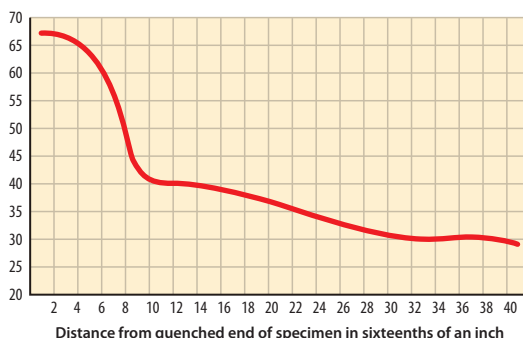
- **Hardening** Preheat Amera-Graf thoroughly at approximately 1250°F, and then heat to the hardening temperature of 1450°–1500°F. For small sections, the lower part of the hardening range should be used; larger sections require higher temperatures. All sections should be equalized at the hardening temperature for 1 hour per inch of greatest cross section before quenching in oil to 150°F. Temper immediately.

- **Tempering** For the majority of tooling work, tempering at 300°–400°F is satisfactory. This will result in a hardness of approximately Rockwell C 61/62. Heat the tools to tempering temperature and hold for approximately 2 hours per inch of greatest cross section.

Resulting Rockwell C hardness obtained from samples oil-quenched from 1475°F and tempered at various temperatures:

| Tempering Temperature (°F) | Rockwell C |
|----------------------------|------------|
| As Quenched                | 65         |
| 300°                       | 62         |
| 400°                       | 61         |
| 500°                       | 60         |
| 600°                       | 58         |
| 700°                       | 54         |

## Jominy Hardenability Curve



## Rounds Decarb Free Or Hot Rolled Annealed

|     |         |       |       |        |
|-----|---------|-------|-------|--------|
| 1/4 | 1       | 2     | 4     | 7      |
| 3/8 | 1-1/8   | 2-1/8 | 4-1/4 | 7-1/4  |
| 1/2 | 1-1/4   | 2-1/4 | 4-1/2 | 7-1/2  |
| 5/8 | 1-3/8   | 2-3/8 | 4-3/4 | 8      |
| 3/4 | 1-1/2   | 2-1/2 | 5     | 8-1/2  |
| 7/8 | 1-5/8   | 2-5/8 | 5-1/4 | 9      |
|     | 1-3/4   | 2-3/4 | 5-1/2 | 9-1/2  |
|     | 1-13/16 | 3     | 5-3/4 | 10     |
|     | 1-7/8   | 3-1/4 | 6     | 10-1/2 |
|     |         | 3-1/2 |       | 11     |
|     |         | 3-3/4 |       | 12     |

## Flats & Squares Decarb-Free Plus .015/.035

|         |         |         |         |         |
|---------|---------|---------|---------|---------|
| 1/2     | 5/8     | 3/4     | 7/8     | 1       |
| x 1     | x 1     | x 3/4   | x 2-3/4 | x 1     |
| x 1-1/2 | x 1-1/2 | x 1     | x 3-1/2 | x 1-1/4 |
| x 2     | x 2     | x 1-1/2 |         | x 1-1/2 |
| x 2-1/2 | x 3     | x 2     |         | x 2     |
| x 3     | x 3-1/2 | x 2-1/2 |         | x 2-1/2 |
| x 3-1/2 | x 4     | x 3     |         | x 3     |
| x 4     | x 6     | x 3-1/2 |         | x 3-1/2 |
| x 5     |         | x 4     |         | x 4     |
| x 6     |         | x 5     |         | x 4-1/2 |
|         |         | x 6     |         | x 5     |
|         |         | x 8     |         | x 6     |
|         |         |         |         | x 8     |
|         |         |         |         | x 10    |

|         |         |         |         |         |
|---------|---------|---------|---------|---------|
| 1-1/8   | 1-1/4   | 1-3/8   | 1-1/2   | 1-3/4   |
| x 1-1/2 | x 1-1/4 | x 2     | x 1-1/2 | x 1-3/4 |
| x 2     | x 1-1/2 | x 2-1/2 | x 2     | x 2     |
| x 2-1/2 | x 1-3/4 | x 3     | x 2-1/2 | x 2-1/2 |
| x 3     | x 2     | x 4     | x 3     | x 3     |
| x 3-1/2 | x 2-1/4 | x 5     | x 3-1/2 | x 3-1/2 |
| x 5     | x 2-1/2 |         | x 4     | x 4     |
| x 6     | x 3     |         | x 4-1/2 | x 5     |
|         | x 3-1/2 |         | x 5     | x 6     |
|         | x 4     |         | x 6     |         |
|         | x 4-1/2 |         | x 7     |         |
|         | x 5     |         | x 8     |         |
|         | x 6     |         |         |         |
|         | x 8     |         |         |         |

|         |         |         |         |         |
|---------|---------|---------|---------|---------|
| 2       | 2-1/4   | 2-1/2   | 3       | 3-1/2   |
| x 2     | x 2-1/2 | x 2-1/2 | x 3     | x 3-1/2 |
| x 2-1/2 | x 3     | x 3     | x 3-1/2 | x 4-1/2 |
| x 3     | x 4     | x 3-1/2 | x 4     |         |
| x 3-1/2 |         | x 4     | x 4-1/2 |         |
| x 4     |         | x 4-1/2 | x 5     |         |
| x 4-1/2 |         | x 5     | x 6     |         |
| x 5     |         | x 6     | x 8     |         |
| x 6     |         | x 7     |         |         |
| x 8     |         |         |         |         |


|     |     |      |
|-----|-----|------|
| 4   | 5   | 6    |
| x 4 | x 5 | x 6  |
| x 5 | x 6 | x 8  |
| x 8 |     | x 10 |

**ROUNDS:** Lengths precut to any size desired, or 10'–12' R/L lengths. **FLATS & SQUARES:** Standard 8'–10' R/L lengths. Wider widths and non-standards available upon request. Prompt forging service available.

# Ameralloy® W1&W2

## WATER HARDENING STEEL

### AISI W1–W2



Color Code:  
LIGHT BLUE



Ameralloy W1 is a straight carbon water hardening tool steel available in a wide range of carbon content. It is a shallow hardening steel – a case hardness of Rockwell C 66 can be attained for excellent abrasion resistance and a softer core for superior toughness.

Ameralloy W2 is a water hardening carbon tool steel containing .25 vanadium. The vanadium induces grain refinement, resists grain growth, and improves fatigue resistance. Ameralloy W2 is generally applied with .95 to 1.05 carbon.

The carbon ranges of Ameralloy W1 and W2 determine attainable hardness and dictate the analysis specified for particular applications.

### Applications

- **Carbons about 1.00** Hand chisels, taps, dies, cold trimmer & header dies, forming & blanking dies, small shear blades, chuck jaws.
- **Lower carbons** Hot forming dies, blacksmith tools, hammers, crow bars, rivet sets, shear blades
- **Higher carbons** Milling cutters, taps, drills, slotting & turning tools, engraving tools, gages

### Typical Analysis

|           | W1       | W2       |
|-----------|----------|----------|
| Carbon    | .60–1.40 | .80–1.25 |
| Manganese | .25      | .25      |
| Silicon   | .20      | .25      |
| Vanadium  | --       | .25      |

### Heat Treatment

|           | W1           | W2           |
|-----------|--------------|--------------|
| Annealing | 1375°–1450°F | 1400°–1450°F |
| Hardening | 1400°–1500°F | 1450°–1550°F |
| Tempering | 200°–600°F   | 300°–600°F   |

### Available Shapes And Sizes

| Rounds | Squares | Billets | Flats   |
|--------|---------|---------|---------|
| 1/2    | 4       | 1/2     | 4       |
| 5/8    | 4-1/4   | 5/8     | 6       |
| 3/4    | 4-1/2   | 3/4     | 8       |
| 7/8    | 4-3/4   | 7/8     | x 3/4   |
| 1      | 5       | 1       | x 1     |
| 1-1/8  | 5-1/4   | 1-1/8   | x 1-1/4 |
| 1-1/4  | 5-1/2   | 1-1/4   | x 1-1/2 |
| 1-3/8  | 5-3/4   | 1-3/8   | x 2     |
| 1-1/2  | 6       | 1-1/2   | x 2-1/4 |
| 1-5/8  | 6-1/4   | 1-5/8   | x 2-1/2 |
| 1-3/4  | 6-1/2   | 1-3/4   | x 3     |
| 1-7/8  | 7       | 2       | x 3-1/2 |
| 2      | 7-1/2   | 2-1/4   | x 4     |
| 2-1/4  | 8       | 2-1/2   | x 5     |
| 2-1/2  | 9       | 2-3/4   | x 6     |
| 2-3/4  |         | 3       | x 7/8   |
| 2-7/8  |         | 3-1/2   | x 1     |
| 3      |         | 4       | x 1-1/2 |
| 3-1/8  |         | 5       | x 2     |
| 3-1/4  |         |         | x 2-1/2 |
| 3-3/8  |         |         | x 3     |
| 3-1/2  |         |         | x 3-1/4 |
| 3-5/8  |         |         | x 4     |
| 3-3/4  |         |         | x 5     |
|        |         |         | x 6     |
|        |         |         | x 7     |
|        |         |         | x 8     |
|        |         |         | x 9     |
|        |         |         | x 10    |
|        |         |         | x 11    |
|        |         |         | x 12    |
|        |         |         | x 13    |
|        |         |         | x 14    |
|        |         |         | x 15    |
|        |         |         | x 16    |
|        |         |         | x 17    |
|        |         |         | x 18    |
|        |         |         | x 19    |
|        |         |         | x 20    |
|        |         |         | x 21    |
|        |         |         | x 22    |
|        |         |         | x 23    |
|        |         |         | x 24    |
|        |         |         | x 25    |
|        |         |         | x 26    |
|        |         |         | x 27    |
|        |         |         | x 28    |
|        |         |         | x 29    |
|        |         |         | x 30    |
|        |         |         | x 31    |
|        |         |         | x 32    |
|        |         |         | x 33    |
|        |         |         | x 34    |
|        |         |         | x 35    |
|        |         |         | x 36    |
|        |         |         | x 37    |
|        |         |         | x 38    |
|        |         |         | x 39    |
|        |         |         | x 40    |
|        |         |         | x 41    |
|        |         |         | x 42    |
|        |         |         | x 43    |
|        |         |         | x 44    |
|        |         |         | x 45    |
|        |         |         | x 46    |
|        |         |         | x 47    |
|        |         |         | x 48    |
|        |         |         | x 49    |
|        |         |         | x 50    |
|        |         |         | x 51    |
|        |         |         | x 52    |
|        |         |         | x 53    |
|        |         |         | x 54    |
|        |         |         | x 55    |
|        |         |         | x 56    |
|        |         |         | x 57    |
|        |         |         | x 58    |
|        |         |         | x 59    |
|        |         |         | x 60    |
|        |         |         | x 61    |
|        |         |         | x 62    |
|        |         |         | x 63    |
|        |         |         | x 64    |
|        |         |         | x 65    |
|        |         |         | x 66    |
|        |         |         | x 67    |
|        |         |         | x 68    |
|        |         |         | x 69    |
|        |         |         | x 70    |
|        |         |         | x 71    |
|        |         |         | x 72    |
|        |         |         | x 73    |
|        |         |         | x 74    |
|        |         |         | x 75    |
|        |         |         | x 76    |
|        |         |         | x 77    |
|        |         |         | x 78    |
|        |         |         | x 79    |
|        |         |         | x 80    |
|        |         |         | x 81    |
|        |         |         | x 82    |
|        |         |         | x 83    |
|        |         |         | x 84    |
|        |         |         | x 85    |
|        |         |         | x 86    |
|        |         |         | x 87    |
|        |         |         | x 88    |
|        |         |         | x 89    |
|        |         |         | x 90    |
|        |         |         | x 91    |
|        |         |         | x 92    |
|        |         |         | x 93    |
|        |         |         | x 94    |
|        |         |         | x 95    |
|        |         |         | x 96    |
|        |         |         | x 97    |
|        |         |         | x 98    |
|        |         |         | x 99    |
|        |         |         | x 100   |

Also available in ground two adjacent sizes.

# Ameralloy® Drill Rods

**Stocking All Standard Sizes  
And Tolerances!**

## Ameralloy® Oil

**OIL HARDENING** AISI O-1

Ameralloy Oil is the most widely used grade of drill rod. It is a general purpose tool steel with premium hardening, wear resistance, and toughness.

### Typical Analysis

GENERAL  
PURPOSE

- Carbon .90
- Manganese 1.20
- Silicon .30
- Tungsten .55
- Chromium .65
- Vanadium .30
- Molybdenum .15

## Ameralloy®-60

**AIR HARDENING** AISI A-6

Ameralloy-60 has a minimum distortion characteristic which makes it particularly well suited for dies and punches in blanking and forming operations. Also recommended for gages or other tools where close size tolerance is required.

### Typical Analysis

- Carbon .70
- Molybdenum 1.35
- Manganese 2.10
- Silicon .30
- Chromium 1.00
- Sulfur .09

## Ameralloy®-Air

**AIR HARDENING** AISI A-2

Ameralloy Air is recommended over Ameralloy Oil when increased wear resistance, safe hardening, and less distortion are required.

### Typical Analysis

MINIMUM  
DISTORTION

- Carbon 1.00
- Molybdenum 1.15
- Manganese .60
- Silicon .20
- Chromium 5.75
- Vanadium .25

## Ameralloy® D-2

**HIGH CARBON/  
HIGH CHROME** AISI D-2

Ameralloy D-2 is an air-hardening steel known for maximum wear resistance. It is ideal for use in tools, dies, and used in long production runs.

### Typical Analysis

MAX. WEAR  
RESISTANCE

- Carbon 1.55
- Molybdenum 1.00
- Manganese .55
- Silicon .35
- Chromium 12.50
- Vanadium 1.00

**Finish** All drill rod rounds are furnished ground and polished

**Lengths** Standard stock sizes are 36" long. Also available in 12' lengths.

**Tolerance**

| Size Range        | Standard Tolerance |
|-------------------|--------------------|
| • Up to .125"     | +/- .0003"         |
| • .125" to .499"  | +/- .0005"         |
| • .500" to 2.000" | +/- .001"          |

## Ameralloy® w1&w2

**WATER HARDENING** AISI W1-W2

Ameralloy W1 and W2 are water hardening grades formulated to meet the needs of the machine shop. Well suited for average work where premium grades are not required.

### Typical Analysis

|             | W1       | W2       |
|-------------|----------|----------|
| • Carbon    | .60-1.40 | .80-1.25 |
| • Manganese | .25      | .25      |
| • Silicon   | .20      | .25      |
| • Vanadium  | --       | .25      |

## High Speed-2

AISI M-2

Ameralloy High Speed-2 is the most widely used type of high speed tool steel. It's higher carbon content and balanced analysis produce properties applicable to all general purpose high speed uses.

### Typical Analysis

- Carbon .83
- Molybdenum 5.00
- Tungsten 6.35
- Chromium 4.15
- Vanadium 1.90

## Ameralloy®-7

**SUPER SHOCK** AISI S-7

Ameralloy-7 is our new, premium quality air hardening drill rod. It's the toughest, strongest drill rod for many applications that require maximum strength and impact.

### Typical Analysis

**MAXIMUM STRENGTH**

- Carbon .50
- Molybdenum 1.40
- Manganese .70
- Silicon .25
- Chromium 3.25

## Ameralloy®-13

**HOT WORK** AISI H-13

Ameralloy-13 combines good red hardness with abrasion resistance and resists heat checking. Ameralloy-13 is made from vacuum degassed tool steel ingots. This process plus carefully controlled hot work provides optimum uniformity, consistent response to heat treatment, and long service life.

### Typical Analysis

**EXTENDED SERVICE LIFE**

- Carbon .40
- Molybdenum 1.50
- Manganese .40
- Silicon 1.10
- Chromium 5.25
- Vanadium 1.10



# Ameralloy®

## Precision Flat Ground

*Stocking All Standard Sizes And Tolerances*

### Ameralloy® Oil

**OIL HARDENING**      AISI O-1

Ameralloy Oil is a widely used grade of precision flat grounds. It is a general purpose tool steel with premium hardening, wear resistance, and toughness.

#### Typical Analysis

GENERAL  
PURPOSE

- Carbon .90
- Manganese 1.20
- Silicon .30
- Tungsten .55
- Chromium .65
- Vanadium .30
- Molybdenum .15

### Ameralloy®-60

**AIR HARDENING**      AISI A-6

Ameralloy-60 has a minimum distortion characteristic which makes it particularly well suited for dies and punches in blanking and forming operations.

#### Typical Analysis

- Carbon .70
- Molybdenum .09
- Manganese 2.10
- Silicon .30
- Chromium 1.00
- Vanadium 1.35

### Ameralloy®-Air

**AIR HARDENING**      AISI A-2

Ameralloy Air is recommended over Ameralloy Oil when increased wear resistance, safe hardening, and less distortion are required.

#### Typical Analysis

MINIMUM  
DISTORTION

- Carbon 1.00
- Molybdenum 1.15
- Manganese .60
- Silicon .20
- Chromium 5.75
- Vanadium .25

### Ameralloy® D-2

**HIGH CARBON/  
HIGH CHROME**      AISI D-2

Ameralloy D-2 is an air-hardening steel known for maximum wear resistance. It is ideal for use in tools, dies, and used in long production runs.


#### Typical Analysis

MAX. WEAR  
RESISTANCE

- Carbon 1.55
- Molybdenum 1.00
- Manganese .55
- Silicon .35
- Chromium 12.50
- Vanadium 1.00

### Ameralloy Flat Ground Tolerances

|                      |                |
|----------------------|----------------|
| Thickness – regular  | ± .001"        |
| Thickness – oversize | + .010/.015"   |
| Thickness – metric   | + .05mm/-0     |
| Width – regular      | + .000/.005"   |
| Width – oversize     | + .010/.015"   |
| Width – metric       | + .2mm/-0      |
| Squares – regular    | ± .001"        |
| Squares – oversize   | + .010/.015"   |
| Length 18"           | + .125/.250"   |
| Length 24"           | + .1875/.375"  |
| Length 36"           | + .250/.500"   |
| Squareness – edge    | .003" per inch |
| Squareness – end     | .004" per inch |



## Ameralloy<sup>®</sup>

LOW CARBON

### Typical Analysis

- Carbon .18
- Manganese .50
- Silicon .20
- Phosphorus .04
- Sulphur .04

## Durelloy<sup>™</sup> GFS

HEAT TREATED

### Typical Tolerance

- Thickness +.005, -.000 Mattison ground
- Width +.005, -.000 Blanchard ground
- Length plus 1/8" saw cut
- Heat treated to 28–32 Rockwell C

## Ameralloy<sup>®</sup>-7

SUPER SHOCK AISI S-7

Ameralloy-7 is our new, premium quality air hardening PFG. It's the toughest, strongest drill rod for many applications that require maximum strength and impact.

### Typical Analysis

MAXIMUM  
STRENGTH

- Carbon .50
- Molybdenum 1.40
- Manganese .70
- Silicon .25
- Chromium 3.25

## High Speed-2

AISI M-2


Ameralloy High Speed-2 is the most widely used type of high speed tool steel. It's higher carbon content and balanced analysis produce ideal properties for high speed use.

### Typical Analysis

- Carbon .86
- Molybdenum 5.00
- Tungsten 6.35
- Chromium 4.15
- Vanadium 1.90

# Ameralloy-5<sup>®</sup>

**SHOCK RESISTANT STEEL**    **AISI S-5**



Color Code:  
BROWN



Ameralloy-5 is formulated primarily for use in pneumatic and shock tools, and well suited to shock resistant parts in which a combination of great ductility and hardness is required. Carbon tool steels under Rockwell C 60 cannot compare in shock resistance to the alloyed grades. Ameralloy-5 is normally oil-quenched, particularly when machining intricate parts using Ameralloy-5. Quenching in water produces satisfactory results, but additional care should be taken if the part has drastic sectional changes or sharp corners.

## Typical Analysis

- Carbon .60
- Manganese .85
- Vanadium .25
- Silicon 2.00
- Molybdenum .50

## Features And Advantages

- Maximum shock resistance for hardness in the range of Rockwell C 58–60
- Good wear resistance
- Oil and water hardening

## Heat Treatment

- **Forging** 1850°–1950°F, stop at 1650°F
- **Annealing** 1450°F, furnace-cool. Brinell 229 max.
- **Hardening** 1600°F, oil-quench or water-quench
- **Tempering** 400°–650°F, average hardness after heat treatment Rockwell C 57–61

## Applications

- Asphalt cutters
- Beading tools
- Caulking tools
- Moil points
- Pavement breakers
- Pneumatic chipping chisels
- Punches
- Rivet busters
- Rivet sets
- Shear blades

## General Instructions

- **Forging** Heat Ameralloy-5 to 1850°–1950°F and do not forge below 1650°F. Ameralloy-5 is subject to decarburization, and therefore should not be held at the forging temperature longer than necessary. After forging, the steel should be cooled slowly in a heat-insulating material such as dry ashes, dry lime, or vermiculite.

- **Annealing** Pack-annealing in sealed containers using inert material is preferable because of the decarburization tendency of this steel. Otherwise, controlled-atmosphere furnaces may be used. Heat slowly to 1450°F, and hold for 1 hour per inch of greatest thickness. To obtain optimal machining properties, Ameralloy-5 should be cooled slowly to 1000°F. Careful annealing should result in a hardness of Brinell 229 max.

- **Hardening** Ameralloy-5 is primarily an oil hardening grade, However, satisfactory results can be achieved with water-quenching when the design is not too intricate. Hardening temperature for both oil- and water-quenching is 1600°F. Holding time at hardening heat should be just sufficient for uniformity of temperature. Holding time should not exceed 1/2 hour per inch of greatest thickness because of the danger of excessive decarburization. Temper immediately after quenching.

**Ameralloy-tested hardness and fracture grain ratings for various oil- and water-quenching temperatures. Specimen size 3/4" dia. x 5".**

| Quenching Temperature (°F) | OIL-QUENCH          |            | WATER-QUENCH        |            |
|----------------------------|---------------------|------------|---------------------|------------|
|                            | Fracture Grain Size | Rockwell C | Fracture Grain Size | Rockwell C |
| 1450°                      | 8                   | 49         | 8                   | 51         |
| 1500°                      | 9½                  | 55         | 9                   | 59         |
| 1550°                      | 9½                  | 61         | 9½                  | 64         |
| 1600°                      | 9½                  | 64         | 9½                  | 65         |
| 1650°                      | 9                   | 63         | 9½                  | 65         |


- **Tempering** Temperature should range between 400°–650°F, depending on the service desired. Normal tempering procedure for Ameralloy-5 is to hold at temperature for at least 2 hours per inch of greatest thickness.

**Resulting Rockwell hardness for tempering oil- and water-quenched 3/4" dia. specimens at various temperatures**

| Tempering Temperature (°F) | 1600°F Oil-Quench Rockwell C | 1600°F Water-Quench Rockwell C |
|----------------------------|------------------------------|--------------------------------|
| 300°                       | 63                           | 63                             |
| 400°                       | 61                           | 61                             |
| 500°                       | 60.5                         | 60                             |
| 600°                       | 59                           | 59                             |
| 700°                       | 57.5                         | 57.5                           |
| 800°                       | 53                           | 53.5                           |
| 900°                       | 51                           | 51                             |
| 1000°                      | 49                           | 48                             |
| 1100°                      | 47                           | 45                             |
| 1200°                      | 40.5                         | 40                             |
| 1300°                      | 33.5                         | 33                             |

## Available Shapes And Sizes

Rounds  
Squares  
Flats  
Octagons  
Hexagons  
Billets



Standard lengths 10'–12' R/L lengths. Other sizes available upon request. Prompt forging service also available

### Rounds Decarb Free Or Hot Rolled Annealed

|      |       |       |       |       |
|------|-------|-------|-------|-------|
| 1/4  | 1     | 2     | 3     | 4     |
| 5/16 | 1-1/8 | 2-1/8 | 3-1/4 | 4-1/4 |
| 3/8  | 1-1/4 | 2-1/4 | 3-1/2 | 4-1/2 |
| 7/16 | 1-3/8 | 2-1/2 | 3-3/4 | 4-3/4 |
| 1/2  | 1-1/2 | 2-3/4 |       | 5     |
| 5/8  | 1-5/8 |       |       | 5-1/8 |
| 3/4  | 1-3/4 |       |       | 6     |
| 7/8  | 1-7/8 |       |       |       |

### Squares Octagons

|       |       |      |       |
|-------|-------|------|-------|
| 3/8   | 2     | 1/4  | 1     |
| 1/2   | 2-1/2 | 3/8  | 1-1/8 |
| 5/8   | 3     | 7/16 | 1-1/4 |
| 3/4   | 4     | 1/2  |       |
| 1     |       | 5/8  |       |
| 1-1/4 |       | 3/4  |       |
| 1-3/8 |       | 7/8  |       |
| 1-1/2 |       |      |       |
| 1-3/4 |       |      |       |

### Hexagons Billets


|     |       |          |
|-----|-------|----------|
| 3/8 | 1     | Round    |
| 1/2 | 1-1/8 | Cornered |
| 5/8 | 1-1/4 | Square   |
| 3/4 | 1-1/2 | 4        |
| 7/8 |       | 6        |
|     |       | 8        |
|     |       | 10       |

### Flats


|         |         |         |         |         |
|---------|---------|---------|---------|---------|
| 3/8     | x 2-1/2 | x 2-1/2 | x 4-1/2 | 3       |
| x 1     | x 3     | x 3     | x 5     | x 4     |
| x 1-1/2 | x 4     | x 4     | x 6     | x 4-1/2 |
| x 2     | x 5     | x 5     | 2       | x 5     |
| x 5     | 1       | x 6     | x 2-1/2 | x 6     |
| 1/2     | x 1-1/2 | 1-1/2   | x 3     | x 7     |
| x 5/8   | x 2     | x 2     | x 4     | x 8     |
| x 1     | x 2-1/2 | x 2-1/2 | x 4-1/2 | 3-1/2   |
| x 1-1/2 | x 3     | x 3     | x 5     | x 4     |
| x 2     | x 3-1/2 | x 3-1/2 | x 6     | x 5     |
| x 2-1/2 | x 4     | x 4     | x 8     | x 6     |
| x 3     | x 4-1/2 | x 4-1/2 | 2-1/2   | 4       |
| x 6     | x 5     | x 5     | x 3     | x 4-1/2 |
| 3/4     | x 6     | x 5-1/2 | x 4     | x 5     |
| x 1     | 1-1/4   | x 6     | x 4-1/2 | x 6     |
| x 1-1/2 | x 1-1/2 | 1-3/4   | x 5     | x 7     |
| x 2     | x 2     | x 4     | x 6     | x 8     |

# Ameralloy-7<sup>®</sup>

**IMPACT RESISTANT STEEL** AISI S-7



Color Code:  
TAN & ORANGE



Ameralloy-7 is remarkably versatile. It is widely used for medium run cold-work tools and dies, plastic molding dies, shear blades, medium hot-work dies, master hobs, and component parts. Ameralloy-7 is a shock steel with exceptional impact properties, unnotched Charpy over 200 ft-lbs at 400°F temper. Since it hardens in air, Ameralloy-7 is safe and stable in heat treatment.

Ameralloy-7 Modified\* is available in mill run quantities.

## Typical Analysis

- Carbon .50
- Manganese .70
- Chromium 3.25 (3.75)\*
- Silicon .25
- Molybdenum 1.40 (1.50)\*

## Heat Treatment

- **Forging** Preheat 1200°–1300°F, forge at 2000°–2050°F, stop at 1700°F and cool slowly
- **Normalizing** Do not normalize
- **Annealing** 1500°–1550°F, cool slowly to 1000°F, air cool. Brinell 197 max.
- **Preheating** 1200°–1300°F prior to hardening
- **Hardening** 1725°F, quench in air if cross section is 2½" or smaller. Sections 2½–6" should be oil-quenched to black (1000°F) then air-cooled to 150°F. Larger cross sections should be oil-quenched to 150°F.
- **Tempering** 400°F minimum, double temper oil-quenched masses

## Features And Advantages

- Good machinability
- Maximum shock resistance
- Air hardening
- Medium hot-work characteristics

## Applications

- Hot and cold shock applications
- Rivet sets
- Chisels
- Punches
- Moil points
- Hot headers
- Gripper dies
- Cold Forming
- Blanking
- Bending
- Engraving dies
- Machined cavities
- Plastic-molding dies
- Die-casting dies
- Shear blades
- Master hobs

## Characteristics

- **Machinability** When annealed to Brinell 197 max. Ameralloy-7 is rated at 95, as compared to a rating of 100 for a 1.00% carbon tool steel.
- **Dimensional stability** When quenched in air from the proper hardening temperature, Ameralloy-7 expands no more than 0.001 in./in. of cross section.

## General Instructions

- **Maintain surface chemistry** Precautions should be taken to avoid excessive decarburization or carburization when heating Ameralloy-7 for forging, annealing, and hardening.
- **Forging** Preheat Ameralloy-7 at 1200°–1300°F before raising to a forging temperature of 2000°–2050°F. Discontinue forging at 1700°F and reheat rather than forge below this temperature. Ameralloy-7 is subject to decarburization and should not be held at the forging temperature longer than necessary. Following forging, cool slowly by burying in your choice of heat-insulating material to avoid cooling cracks.
- **Annealing** Anneal in a protective atmosphere. Heat rapidly to 1500°–1550°F and hold at temperature for 1½ hours per inch of greatest thickness. To obtain best machining properties, cool slowly to 1000° then air cool. Resulting hardness will be Brinell 197 max.
- **Hardening** To maintain surface chemistry, Ameralloy-7 should be hardened in a controlled neutral environment. Note that packing in cast-iron chips could impart a light carburized case. Unless such a case is considered desirable, make provisions for grinding it after treatment.

Ameralloy-7 should be preheated at 1200°–1300°F and raised to a hardening temperature of 1725°F. Hold at temperature 1 hour per inch of greatest thickness. Thicknesses 2½" or less should be quenched in still air. Upon reaching 150°F, temper without delay.

Thicknesses of 2½–6" should be oil-quenched until black (1000°F), then cooled in air. For massive sections larger than 6", it is advisable to oil-quench until the piece reaches 150°F then temper immediately. After oil-quenched sections have cooled to room temperature, temper again to insure complete transformation.

Ameralloy-tested Rockwell hardness and fracture grain ratings for specimens 1" round by 3" long, preheated to 1300°F. Various quenching methods and temperatures listed.

### STILL AIR

| Quenching Temperature (°F) | Fracture Grain Size | Rockwell C |
|----------------------------|---------------------|------------|
| 1550°                      | 6½                  | 43.5       |
| 1600°                      | 7                   | 48         |
| 1650°                      | 8                   | 57         |
| 1700°                      | 9                   | 60         |
| 1725°                      | 8½                  | 60         |
| 1750°                      | 8                   | 60         |
| 1800°                      | 7                   | 60         |
| 1850°                      | 7                   | 60         |

### AIR-BLAST

| Quenching Temperature (°F) | Fracture Grain Size | Rockwell C |
|----------------------------|---------------------|------------|
| 1550°                      | 6½                  | 52.5       |
| 1600°                      | 7                   | 57         |
| 1650°                      | 8½                  | 57.5       |
| 1700°                      | 9                   | 58         |
| 1725°                      | 8½                  | 60         |
| 1750°                      | 8                   | 60         |
| 1800°                      | 7½                  | 60         |
| 1850°                      | 7                   | 61         |

### OIL-QUENCH

| Quenching Temperature (°F) | Fracture Grain Size | Rockwell C |
|----------------------------|---------------------|------------|
| 1550°                      | 8                   | 52         |
| 1600°                      | 8                   | 54         |
| 1650°                      | 9                   | 57.5       |
| 1700°                      | 9                   | 61         |
| 1725°                      | 8½                  | 61         |
| 1750°                      | 8                   | 61.5       |
| 1800°                      | 8                   | 62         |
| 1850°                      | 7                   | 62         |

- **Carburizing** During heating for hardening to increase wear resistance, for some types of tools such as master hobs, striking dies, die stamps, and forming dies it is possible to increase wear resistance of Ameralloy-7 while retaining desirable shock resistance.

The best case depth for many applications is 0.010" or less. Hardness will be approximately Rc 60/62. A carburized case can be put on while heating for the hardening operation, by packing the tool in carburizing compound instead of inert material. A low activity carburizer such as wood charcoal is recommended to avoid the possibility of excessively deep or extremely high-carbon cases, which can produce "austenitic soft skin."

Avoid using cyanide cases due to brittleness.

## General Instructions (continued)

• **Tempering** Ameralloy-7 is normally tempered 1½ to 2 hours per inch of greatest thickness. Tempering temperature varies according to intended use. For cold-work and similar applications, a temperature of 400°F is recommended. For hot-work applications, temper at 900°–1000°F. Never temper at less than 400°F.


When interrupted oil-quench (to 1000°F) or full oil-quench (150°F) has been utilized in hardening, always temper immediately. After cooling down to room temperature, temper again to insure complete transformation.

Rockwell hardness for specimens 1" round by 3" long, air hardened from 1725°F and tempered at various temperatures for 2 hours.

| Tempering Temperature (°F) | Rockwell C |
|----------------------------|------------|
| As quenched                | 60         |
| 300°                       | 59         |
| 400°                       | 58         |
| 500°                       | 56         |
| 600°                       | 55         |
| 700°                       | 54         |
| 800°                       | 53         |
| 900°                       | 52         |
| 1000°                      | 51         |
| 1100°                      | 47         |
| 1200°                      | 38         |
| 1300°                      | 31         |

## Available Shapes And Sizes

Rounds  
Squares  
Flats



**ROUNDS:** Standard lengths 8'–10' R/L. **FLATS & SQUARES:** Standard lengths 8'–12' R/L. Specify O.D. and I.D. Ameralloy-7 Modified and special sizes available upon request. Prompt forging service available.

## Rounds Hot Rolled Annealed & Pre-Machined

|       |       |       |       |       |
|-------|-------|-------|-------|-------|
| 1/2   | 1-1/2 | 2-1/2 | 3-3/4 | 7     |
| 5/8   | 1-5/8 | 2-5/8 | 4     | 7-1/2 |
| 3/4   | 1-3/4 | 2-3/4 | 4-1/4 | 8     |
| 7/8   | 1-7/8 | 2-7/8 | 4-1/2 | 9     |
| 1     | 2     | 3     | 5     | 10    |
| 1-1/8 | 2-1/8 | 3-1/4 | 5-1/2 | 11    |
| 1-1/4 | 2-1/4 | 3-1/2 | 6     | 12    |
| 1-3/8 | 2-3/8 | 3-5/8 | 6-1/2 |       |

## Flats & Squares Decarb-Free Plus .015/.035

|         |         |         |         |         |
|---------|---------|---------|---------|---------|
| 1/2     | 5/8     | 3/4     | 7/8     | 1       |
| x 1/2   | x 5/8   | x 3/4   | x 7/8   | x 1     |
| x 1     | x 3/4   | x 1     | x 1     | x 1-1/2 |
| x 1-1/2 | x 1     | x 1-1/2 | x 1-1/2 | x 2     |
| x 2     | x 1-1/2 | x 2     | x 2     | x 2-1/2 |
| x 2-1/2 | x 2     | x 2-1/2 | x 2-1/2 | x 3     |
| x 3     | x 2-1/2 | x 3     | x 3     | x 3-1/2 |
| x 3-1/2 | x 3     | x 3-1/2 | x 3-1/2 | x 4     |
| x 4     | x 3-1/2 | x 4     | x 4     | x 5     |
| x 5     | x 4     | x 5     | x 5     | x 6     |
| x 6     | x 5     | x 6     | x 6     | x 8     |
| x 8     | x 6     | x 8     | x 8     | x 10    |
| x 10    | x 8     | x 10    | x 10    | x 12    |
| x 12    | x 10    | x 12    | x 12    |         |
|         | x 12    |         |         |         |
| 1-1/4   | 1-1/2   | 1-3/4   | 2       | 2-1/2   |
| x 1-1/4 | x 1-1/2 | x 1-3/4 | x 2     | x 2-1/2 |
| x 1-1/2 | x 2     | x 2     | x 2-1/2 | x 3     |
| x 2     | x 2-1/2 | x 2-1/2 | x 3     | x 3-1/2 |
| x 3     | x 3     | x 3     | x 3-1/2 | x 4     |
| x 4     | x 3-1/2 | x 4     | x 4     | x 4-1/2 |
| x 5     | x 4     | x 5     | x 5     | x 5     |
| x 6     | x 5     | x 6     | x 6     | x 6     |
| x 8     | x 6     | x 8     | x 8     | x 8     |
| x 10    | x 8     | x 10    | x 10    | x 10    |
| x 12    | x 10    | x 12    | x 12    | x 12    |
|         | x 12    |         |         |         |
| 3       | 3-1/2   | 4       | 5       | 6       |
| x 3     | x 3-1/2 | x 4     | x 5     | x 6     |
| x 3-1/2 | x 4     | x 5     | x 6     | x 8     |
| x 4     | x 5     | x 6     | x 7     | x 10    |
| x 4-1/2 | x 6     | x 8     | x 8     | x 12    |
| x 5     | x 8     | x 10    | x 10    |         |
| x 6     | x 10    | x 12    | x 12    |         |
| x 8     | x 12    |         |         |         |
| x 10    |         |         |         |         |
| x 12    |         |         |         |         |

# Ameralloy<sup>®</sup>-13

**HOT WORK DIE STEEL**  
**VACUUM DEGASSED**

AISI H-13



Color code:  
MAROON-13

Ameralloy-13 is a chromium-molybdenum-vanadium hot work steel with high vanadium content which increases its wear resistance. In addition, the alloy content minimizes heat checking at high operating temperatures.

Ameralloy-13 is best used for long run zinc and magnesium die casting dies; also in

forging, heading, and extruding applications where toughness, impact, strength and hot work steel qualities are essential.

Ameralloy-13 requires a relatively simple heat treatment and can be quenched in air with a minimum of distortion. It may also be quenched in oil with satisfactory results.

## Typical Analysis

- Carbon .40
- Manganese .40
- Chromium 5.25
- Silicon 1.10
- Molybdenum 1.50
- Vanadium 1.10

## Features And Advantages

- High resistance to heat checking
- Good red hardness
- Good shock resistance
- Good machinability
- Good dimensional stability
- Excellent hardenability

## Heat Treatment

- **Forging** 2050°–2150°F, stop at 1650°F and cool slowly
- **Annealing** 1600°F, then furnace-cool. Brinell 207 max.
- **Preheating** 1350°F, soak before heating for hardening
- **Hardening** 1850°F, air-quench
- **Tempering** 1050°–1150°F, avg. Rockwell C 38/46, die casting dies should be hardened to Rockwell C 44/48

## Applications

### Die Casting

(aluminum, long run zinc, magnesium)

- Cylinder liners
- Die casting nozzles (aluminum)
- Cams (die casting machines)
- Plunger and tip
- Dies
- Cores
- Ejector pins
- Sleeves

### Forging And Heading

(steel, brass, and aluminum)

- Cold heading dies, hot press dies
- Drop forging die inserts
- Forging machine dies and plungers
- Hot heading dies, hot trim dies
- Hot work rolls
- Bolt dies, rivet dies, bull dies, gripper dies, bending dies, swagging dies
- Shear blades, punches, nut piercers

### Extrusion

- Extrusion dies
- Extrusion press liners
- Extrusion rams
- Rolls
- Dummy blocks, backer blocks
- Cylinders



# Ameralloy-13

**HOT WORK DIE STEEL** AISI H-13  
**VACUUM DEGASSED**

## Characteristics

- **Machinability** In the thoroughly annealed condition Ameralloy-13 may be machined without difficulty. Where a 1% carbon steel is rated at 100, Ameralloy-13 has a rating of 75.
- **Dimensional stability** When air-quenched from proper hardening temperature, Ameralloy-13 generally expands .001 in./in. of cross section.
- **Critical points** Critical point ranges obtained by dilatometer test when heating and cooling at a rate of 400°F/hour:

|   |
|---|
| <b>Heating – Ac range 1600° to 1665°F</b> |
| <b>Cooling – Ar range 1460° to 1350°F</b> |

- **Surface Chemistry** This grade does not decarburize as readily as other types of tool steels having higher carbon content. However, care must be taken to maintain surface chemistry during heat treatment, since either carburization or decarburization are possible and would affect the steel's resistance to heat checking.

When heat treating Ameralloy-13, maintain as near a neutral atmosphere as possible, preferably by vacuum heat treating or by wrapping the piece in stainless steel foil. If this is not possible, working surfaces should be ground after heat treatment.

## General Instructions

- **Forging** Large pieces of Ameralloy-13 should be preheated slowly to 1300°–1500°F, and thoroughly soaked before heating rapidly to the forging temperature of 2050°–2150°F. The steel should be thoroughly heated before beginning the forging operation. Do not forge below 1650°F, but reheat as many times as necessary. After forging is completed, the steel should be slowly cooled by burying in a heat-insulating material such as dry ashes, lime, or vermiculite.
- **Annealing** Ameralloy-13 may be annealed by heating to 1600°F. Soak 1 hour per inch of greatest thickness, and furnace cool at 30°F per hour to 900°F. Then air cool. Proper annealing procedure includes packing in a steel container using a neutral inert material. Maximum Brinell hardness of 207.
- **Hardening** In a controlled atmosphere, preheat thoroughly to 1300°–1400°F. Then heat to 1850°F and hold for 1 hour per inch of greatest cross section. Quench in still air and temper immediately.

When maximum hardness is the primary requirement, Ameralloy-13 may be oil-quenched. But keep in mind that when oil-quenched this grade is as vulnerable to cracking as and has the same distortional characteristics as an oil hardening tool steel.

**Ameralloy-tested Rockwell hardness and fracture grain ratings for specimens 1" round by 3" long, preheated to 1350°F. Various quenching methods and temperatures listed.**

| Quenching Temperature (°F) | Fracture Grain Size | Rockwell C |
|----------------------------|---------------------|------------|
| 1750°                      | 8½                  | 46         |
| 1800°                      | 8¾                  | 52         |
| 1850°                      | 9                   | 54         |
| 1900°                      | 9                   | 54         |
| 1950°                      | 9                   | 55         |
| 2000°                      | 8½                  | 56         |

- **Tempering** For hot work applications, Ameralloy-13 is used in the hardness range of HRC 38–48. The usual hardness range for die casting dies is HRC 44–48, requiring a temper at approximately 1100°F. For improved shock resistance, the steel is often tempered at temperatures approaching 1150°F, resulting in a hardness range of HRC 40–44. The steel should be held at tempering temperature for at least 2 hours per inch of greatest cross section. All hot work steel should be tempered at a minimum of 50°F above the expected maximum operating temperature of the tool or die. Double tempering, with the second temper 25°–50°F lower than the first temper, is always advisable, particularly where heat checking is a problem.

**Resulting Rockwell hardness for various tempering temperatures. Obtained from 1" round quenched from 1850°F and tempered for 2 hours.**

| Tempering Temperature (°F) | Rockwell C |
|----------------------------|------------|
| 400°                       | 54         |
| 500°                       | 53         |
| 600°                       | 53         |
| 700°                       | 53         |
| 800°                       | 53         |
| 900°                       | 54         |
| 1000°                      | 52         |
| 1100°                      | 46         |
| 1200°                      | 36         |

*Above results on 1" diameter specimens may be used as a guide in tempering tools to desired hardness. Tools of heavy section or mass may be several points lower in Rockwell hardness for a given treatment.*


# Ameralloy-13

HOT WORK DIE STEEL  
VACUUM DEGASSED

AISI H-13

## Available Shapes And Sizes

Rounds  
Flats  
Squares



**ROUNDS:** Standard lengths 8'–10' R/L. **FLATS & SQUARES:** Standard lengths 8'–12' R/L. Specify O.D. and I.D. Modified and special sizes available upon request. Prompt forging service available.

### Flats Pre-machined / Annealed

|              |              |              |              |               |
|--------------|--------------|--------------|--------------|---------------|
| <b>3/4</b>   | x 3          | <b>3-1/4</b> | x 18         | x 30          |
| x 1-1/4      | x 3-1/2      | x 3-1/2      | x 20         | x 36          |
| <b>1</b>     | <b>2-1/2</b> | <b>3-1/2</b> | <b>5-1/2</b> | <b>10-1/4</b> |
| x 4          | x 2-3/4      | x 6          | x 20         | x 24          |
| x 6          | x 3          | x 10         | <b>6</b>     | <b>11</b>     |
| x 8          | x 4          | x 12         | x 12         | x 25          |
| x 16         | x 5          | x 14         | x 14         | x 28          |
| <b>1-1/2</b> | x 6          | x 16         | x 16         | <b>11-1/2</b> |
| x 2          | x 8          | <b>4</b>     | x 18         | x 26-1/2      |
| x 3          | x 10         | x 5          | x 20         | <b>12</b>     |
| x 4          | x 12         | x 8          | x 25         | x 25          |
| x 5          | x 14         | x 10         | x 28         | x 36          |
| x 6          | x 18         | x 12         | <b>7</b>     | x 40          |
| x 8          | <b>2-3/4</b> | x 14         | x 18         | <b>13</b>     |
| x 12         | x 3          | x 16         | x 25         | x 28          |
| x 14         | x 4          | x 18         | <b>8</b>     | <b>14</b>     |
| <b>2</b>     | <b>3</b>     | x 20         | x 16         | x 28          |
| x 3          | x 3-1/2      | x 25         | x 20         | x 28-1/2      |
| x 4          | x 4          | <b>4-1/2</b> | x 25         | <b>14-7/8</b> |
| x 5          | x 6          | x 14         | x 28         | x 19          |
| x 6          | x 7          | x 16         | x 30         | <b>15</b>     |
| x 8          | x 8          | x 18         | <b>9</b>     | x 28          |
| x 10         | x 10         | x 24         | x 12         | x 30          |
| x 12         | x 12         | <b>5</b>     | x 25         | <b>16</b>     |
| x 16         | x 14         | x 10         | x 36         | x 24          |
| <b>2-1/4</b> | x 16         | x 12         | <b>10</b>    |               |
| x 2-1/2      | x 18         | x 14         | x 20         |               |
| x 2-3/4      | x 20         | x 16         | x 25         |               |

### Rounds Hot Roll/Annealed/Decarb Free/Oversize

|          |          |          |           |           |
|----------|----------|----------|-----------|-----------|
| 1/2      | <b>2</b> | <b>4</b> | <b>7</b>  | <b>11</b> |
| 5/8      | 2-1/8    | 4-1/8    | 7-1/2     | 11-5/8    |
| 3/4      | 2-3/16   | 4-1/4    | 7-3/4     | 12        |
| 7/8      | 2-1/4    | 4-1/2    | <b>8</b>  | 12-1/2    |
| <b>1</b> | 2-3/8    | 4-3/4    | 8-1/2     | 13        |
| 1-1/8    | 2-1/2    | <b>5</b> | 8-3/4     | 13-1/2    |
| 1-1/4    | 2-5/8    | 5-1/4    | <b>9</b>  | 14-18     |
| 1-3/8    | 2-3/4    | 5-1/2    | 9-1/4     | <b>20</b> |
| 1-7/16   | <b>3</b> | 5-3/4    | 9-1/2     | <b>22</b> |
| 1-1/2    | 3-1/8    | <b>6</b> | 9-3/4     |           |
| 1-5/8    | 3-1/4    | 6-1/4    | <b>10</b> |           |
| 1-3/4    | 3-1/2    | 6-1/2    | 10-7/16   |           |
| 1-7/8    | 3-3/4    | 6-3/4    | 10-1/2    |           |

### Centerless Ground Rounds Annealed

|        |        |          |        |       |
|--------|--------|----------|--------|-------|
| .250   | 1.506  | 2.1935   | 3-1/4  | 4-1/2 |
| .3125  | 1.5685 | 2-1/4    | 3-1/2  | 4-3/4 |
| .820   | 1.631  | 2-1/2    | 3.506  | 5     |
| .881   | 1.756  | 2.506    | 3.990  | 5-1/2 |
| 1.006  | 1.881  | 2.756    | 4      | 5-3/4 |
| 1.256  | 2.010  | <b>3</b> | 4.006  | 6     |
| 1.3185 | 2.131  | 3.006    | 4-5/16 | 7.795 |

### Squares Annealed

|       |          |           |
|-------|----------|-----------|
| 2-1/4 | <b>3</b> | <b>6</b>  |
| 2-1/2 | 3-1/4    | <b>8</b>  |
| 2-3/4 | <b>4</b> | <b>10</b> |
|       | <b>5</b> |           |

### Billets

|           |           |
|-----------|-----------|
| <b>6</b>  | <b>12</b> |
| <b>8</b>  | <b>14</b> |
| <b>10</b> | <b>16</b> |

# Ameralloy<sup>®</sup>-20

**CHROME-MOLY STEEL**      AISI P-20



Color code:  
TAN WITH  
ORANGE STRIPE



Ameralloy-20 is a chrome-moly tool steel made specifically to fill the requirements for machined cavities and forces used in zinc die casting and plastic molding. Ameralloy-20 is delivered fully quenched and tempered to approximately Brinell 300. Other hardness levels may be obtained through additional heat treatment.

## Typical Analysis

- Carbon .35
- Manganese .80
- Chromium 1.70
- Silicon .50
- Molybdenum .45

## Features And Advantages

- Usually eliminates heat treating by customer
- Mold quantity – electric furnace melted, vacuum degassed and ultrasonically inspected
- Good machinability
- Available in a wide range of sizes
- Deep hardening
- Uniform mechanical properties

## Applications

- Cavities and cores of zinc die casting dies
- Plastic molding dies
- Compression and transfer molds

## Heat Treatment

For most zinc die casting and plastic molding operations, no further heat treatment is required. However, if the material is committed to reforging, if higher hardness is required, or if stress relieving is necessary after heavy machining, the following cycles are suggested:


- **Stress relieving** 1000°F, air cool
- **Forging** Heat to 2000°F, stop at 1700°F and cool slowly
- **Normalizing** Do not normalize
- **Annealing** 1450°–1500°F, furnace cool. Brinell 207 max.
- **Hardening** 1550°F, oil-quench to 150°F.
- **Tempering** Temper at 300°–400°F for Rockwell C-54/55
- **Nitriding** 1000°–1025°F for 25 hours produces 0.025" case depth
- **Carburizing** 1700°F for 8 hours produces approximately 0.05" case depth

# Ameralloy<sup>®</sup>-20

CHROME-MOLY STEEL AISI P-20

## Available Shapes And Sizes

Rounds  
Squares  
Flats



**ROUNDS:** Standard lengths 8'-10' R/L. **FLATS & SQUARES:** Standard lengths 8'-12' R/L. Specify O.D. and I.D. Modified and special sizes available upon request. Prompt forging service available.

## Rounds

3/4  
1  
1-1/4  
1-1/2  
1-3/4  
2  
2-1/8  
2-1/4  
2-1/2  
2-3/4  
3  
3-1/4

3-1/2  
4  
4-1/4  
4-1/2  
5  
5-1/2  
6  
6-1/2  
7  
7-1/2  
8  
8-1/2

9  
10  
11  
12  
14  
14-1/2  
16  
18  
20  
24

## Squares

1  
1-1/2  
1-3/4  
2  
2-1/4  
2-1/2  
2-3/4  
3  
3-1/2  
4  
5  
6


Centerless ground rounds, heat treated & rough turned.

## Flats Machine Oversize / Allowance to finish

|         |          |          |       |      |      |      |      |
|---------|----------|----------|-------|------|------|------|------|
| 1       | x 16     | x 12     | x 10  | x 14 | x 34 | x 20 | x 40 |
| x 2-1/4 | x 18     | x 14     | x 12  | x 16 | x 36 | x 25 | x 48 |
| x 6     | x 20     | x 16     | x 14  | x 18 | x 38 | x 26 | x 60 |
| x 8     | x 36     | x 25     | x 16  | x 20 | x 40 | x 30 | 17   |
| x 12    | 2-1/4    | x 27-1/2 | x 18  | x 22 | x 45 | x 32 | x 48 |
| x 18    | x 12     | 4        | x 20  | x 25 | 10   | x 34 | 18   |
| x 36    | x 14     | x 6      | x 22  | x 26 | x 12 | x 36 | x 23 |
| 1-1/4   | 2-1/2    | x 7      | x 25  | x 28 | x 14 | x 38 | x 24 |
| x 10    | x 6      | x 8      | x 28  | x 30 | x 20 | x 40 | x 40 |
| x 12    | x 8      | x 10     | x 36  | x 36 | x 22 | x 48 | x 48 |
| x 16    | x 10     | x 12     | 5-1/2 | x 40 | x 23 | x 60 | x 60 |
| 1-1/2   | x 12     | x 14     | x 16  | 8    | x 25 | 14   | 20   |
| x 3     | x 14     | x 16     | x 40  | x 10 | x 26 | x 23 | x 22 |
| x 6     | x 16     | x 18     | 6     | x 12 | x 28 | x 25 | x 24 |
| x 7     | x 20     | x 20     | x 9   | x 16 | x 30 | x 30 | x 34 |
| x 8     | x 36     | x 24     | x 12  | x 18 | x 32 | x 32 | x 40 |
| x 10    | 3        | x 25     | x 14  | x 20 | x 36 | x 34 | x 48 |
| x 12    | x 5      | x 27-1/2 | x 16  | x 22 | x 38 | x 36 | x 60 |
| x 14    | x 6      | 4-1/4    | x 18  | x 25 | x 40 | x 38 | 22   |
| x 16    | x 6-1/2  | x 5-1/4  | x 20  | x 28 | x 48 | x 40 | x 24 |
| x 18    | x 8      | 4-1/2    | x 22  | x 30 | x 60 | x 48 | x 48 |
| x 20    | x 10     | x 8      | x 25  | x 32 | 11   | x 60 | 23   |
| x 36    | x 12     | x 10     | x 26  | x 34 | x 25 | 15   | x 48 |
| 2       | x 14     | x 12     | x 28  | x 36 | x 30 | x 23 | 24   |
| x 4     | x 16     | x 14     | x 30  | x 40 | x 32 | x 25 | x 48 |
| x 6     | x 18     | x 16     | x 32  | 9    | x 34 | x 30 |      |
| x 7     | x 20     | x 18     | x 34  | x 20 | x 36 | x 40 |      |
| x 8     | x 25     | x 28     | x 36  | x 22 | x 40 | x 48 |      |
| x 10    | x 27-1/2 | 5        | x 40  | x 25 | x 48 | x 60 |      |
| x 12    | 3-1/2    | x 6      | 7     | x 26 | x 60 | 16   |      |
| x 14    | x 10     | x 8      | x 12  | x 30 | 12   | x 20 |      |

# Amera-Mold™

## PRE-HARDENED STEEL



Color code:  
LIGHT TAN



Amera-Mold is engineered expressly for the plastics molding industry. Amera-Mold is a pre-hardened alloy steel delivered at Rockwell C 28–32 (special hardness upon request). As a result of its fine grain structure (95% of 8), close chemistry, and quality control, Amera-Mold assures our customers of excellent machinability and high lustrous finish unequaled in the industry.

### Typical Analysis

- Carbon .50
- Manganese 1.00
- Chromium 1.05
- Silicon .32
- Molybdenum .20
- Nickel .61
- Vanadium .28

### Features And Advantages

- Usually eliminates the cost of heat treating by the customer
- Excellent machinability
- High lustrous (mirror-like) finish
- Deep hardening
- Good compressive strength
- Retains high strength at operating temperatures as high as 900°F

### Applications

- Injection or compression molding of plastics requiring high sheen on the finished product
- Plastic film extrusion dies
- Zinc casting dies

### Heat Treatment

For most plastic molding operations, no further heat treatment is required. However, if the material is committed to reforging, if higher hardness is required, or if stress relieving is necessary after heavy machining, the following cycles are suggested:

- **Stress relieving** Approximately 1000°F
- **Forging** Heat to 2100°F, stop at 1800°F and cool slowly
- **Normalizing** 1600°F, air cool
- **Annealing** 1525°F, cool 20° per hour to 1195°F, air cool, Brinell 207 max.
- **Hardening** 1525°F, oil-quench
- **Tempering** Temper at 1150°F (depending on size and desired properties)
- **Nitriding** 1000°–1025°F for 25 hours produces 0.025" case depth
- **Carburizing** 1700°–1750°F for Rockwell C 63–64 surface hardness

## General Instructions

Amera-Mold is delivered fully quenched and tempered to a hardness range of Brinell 285 to 321. For most operations, no further heat treatment is required. Where heat treatment is required, refer to the following procedures.

- **Stress relieving** Stress produced by cold work operations such as hobbing, straightening, deep stamping, grinding, and heavy machining continue to add distortion during heat treatment and should be removed prior to hardening. Heat to 1000°–1100°F, holding until all parts are heated uniformly, and cooling to room temperature. If the stresses are produced after machining in the heat-treated condition, the maximum stress-relieving temperature is 100°F below the tempering temperature.
- **Forging** Heat Amera-Mold to approximately 2100°F, and hold until the piece is thoroughly heated before forging. Stop forging at 1800°F and reheat if necessary. After forging, the piece should be buried in an inert, heat-insulating material and slow cooled. Then normalize and anneal.

- **Normalizing** Heat to approximately 1600°F and hold at temperature 1 hour per inch of greatest thickness. The piece should then be cooled to room temperature in still air.

- **Annealing** Heat the piece in a protective atmosphere to 1525°F and soak 1 hour per inch of greatest thickness. Maintain atmosphere control and cool at a rate of 20°F per hour to 1195°F and then air cool. This procedure should produce a hardness of Brinell 212 maximum.

- **Hardening** Heat to a temperature of 1525°F and hold for 1 hour per inch of greatest thickness. Quench in oil to 150°F and temper immediately.

- **Tempering** Temperature will vary with the size of the piece and the application. Use the chart below to achieve desired tempering properties.

**Results of tests performed on 1" round specimen. For larger sections, the mechanical properties may be somewhat lower. It may be necessary to adjust the tempering temperature to obtain the same properties as those shown:**

| Tempering Temperature (°F) | Yield Point (psi) | Tensile Strength (psi) | Elongation (%) | Reduction (%) | Hardness (Brinell) |
|----------------------------|-------------------|------------------------|----------------|---------------|--------------------|
| 400°                       | 247,500           | 301,500                | 10.25          | 33.95         | 578                |
| 500°                       | 249,500           | 283,250                | 10.0           | 37.25         | 555                |
| 600°                       | 240,500           | 268,500                | 10.5           | 40.65         | 534                |
| 700°                       | 224,250           | 243,000                | 10.25          | 39.6          | 495                |
| 800°                       | 212,000           | 223,500                | 9.5            | 38.8          | 444                |
| 900°                       | 201,000           | 214,000                | 11.0           | 44.0          | 429                |
| 1000°                      | 184,500           | 198,000                | 11.5           | 40.1          | 401                |
| 1050°                      | 170,000           | 182,000                | 14.0           | 48.3          | 375                |
| 1100°                      | 162,000           | 157,000                | 14.5           | 49.5          | 363                |
| 1150°                      | 160,000           | 174,000                | 15.0           | 49.5          | 363                |
| 1200°                      | 147,000           | 158,000                | 17.0           | 56.2          | 331                |
| 1250°                      | 130,000           | 142,500                | 18.5           | 58.6          | 292                |
| 1300°                      | 117,000           | 128,000                | 20.0           | 59.1          | 262                |

| Rounds |       |       |        | Squares |       | Flats   |         |       |      |       |      |
|--------|-------|-------|--------|---------|-------|---------|---------|-------|------|-------|------|
| 1/4    | 2-5/8 | 5-1/4 | 10-1/2 | 1/2     | 4-1/2 | 3/4     | x 12    | x 12  | x 5  | x 18  | x 20 |
| 3/8    | 2-3/4 | 5-1/2 | 11     | 5/8     | 5     | x 1     | 1-1/4   | 1-3/4 | x 6  | 3-1/2 | 5    |
| 1/2    | 2-7/8 | 5-3/4 | 11-1/2 | 3/4     | 5-1/2 | x 1-1/2 | x 4     | x 6   | x 7  | x 4   | x 10 |
| 5/8    | 3     | 6     | 12     | 1       | 6     | x 2     | x 5     | 2     | x 8  | x 5   | x 12 |
| 3/4    | 3-1/8 | 6-1/4 | 12-1/2 | 1-1/8   | 8     | x 3     | x 6     | x 3   | x 10 | x 6   | x 14 |
| 7/8    | 3-1/4 | 6-1/2 | 13-1/4 | 1-1/4   | 9     | x 4     | x 7     | x 4   | x 12 | x 8   | x 18 |
| 1      | 3-3/8 | 6-3/4 | 14-1/4 | 1-3/8   | 10    | x 5     | x 8     | x 5   | x 14 | x 10  | 6    |
| 1-1/8  | 3-1/2 | 7     | 15-1/4 | 1-1/2   | 11    | x 6     | x 10    | x 6   | x 16 | x 12  | x 10 |
| 1-1/4  | 3-5/8 | 7-1/4 | 16-1/4 | 1-5/8   | 12    | x 8     | 1-1/2   | x 7   | x 18 | x 14  | x 12 |
| 1-3/8  | 3-3/4 | 7-1/2 | 17-1/4 | 1-3/4   | 14    | 1       | x 2     | x 8   | 3    | 4     | x 16 |
| 1-1/2  | 3-7/8 | 7-3/4 |        | 2       | 16    | x 1-1/2 | x 3     | x 10  | x 4  | x 5   | x 18 |
| 1-5/8  | 4     | 8     |        | 2-1/4   |       | x 2     | x 3-1/2 | x 12  | x 5  | x 6   | x 20 |
| 1-3/4  | 4-1/8 | 8-1/4 |        | 2-1/2   |       | x 3     | x 4     | x 14  | x 6  | x 8   | 8    |
| 2      | 4-1/4 | 8-3/4 |        | 2-3/4   |       | x 4     | x 5     | x 16  | x 8  | x 10  | x 12 |
| 2-1/8  | 4-3/8 | 9     |        | 3       |       | x 5     | x 6     | x 18  | x 10 | x 12  | x 14 |
| 2-1/4  | 4-1/2 | 9-1/4 |        | 3-1/4   |       | x 6     | x 7     | 2-1/2 | x 12 | x 14  | x 16 |
| 2-3/8  | 4-3/4 | 9-1/2 |        | 3-1/2   |       | x 8     | x 8     | x 3   | x 14 | x 16  | x 20 |
| 2-1/2  | 5     | 10    |        | 4       |       | x 10    | x 10    | x 4   | x 16 | x 18  |      |

Amera-Mold sizes available for immediate shipment. Hot rolled, cold drawn, and decarb-free.

# Ameralloy-6<sup>®</sup>

**OIL HARDENING STEEL**      **AISI L-6**



Color Code:  
RED & ORANGE



Ameralloy-6 is in the general class of oil hardening alloy tool steels. Due to its lower carbon content, it has slightly better shock resistance than more highly alloyed types, and should be used in applications where some wear resistance may be sacrificed for increased toughness.

## Typical Analysis

- Carbon .75
- Manganese .75
- Chromium .90
- Nickel 1.75
- Molybdenum .35

## Features And Advantages

- Oil hardening
- Low distortion in heat-treatment
- Good toughness at lower hardness levels
- Good wear resistance at high hardness levels

## Heat Treatment

- **Forging** 2100°–2175°F, stop at 1700°F, cool slowly
- **Normalizing** Do not normalize
- **Annealing** 1400°F, furnace-cool. Brinell 217 max.
- **Hardening** 1500°–1550°F, oil-quench
- **Tempering** 400°F, average hardness after heat treatment Rockwell C 60–61

## Applications

- Forming rolls
- Punches
- Blanking dies
- Forming dies
- Clutch parts
- Pawls
- Knuckle pins
- Clutch pins
- Shear blades
- Spindles

## General Instructions

- **Forging** Heat Ameralloy-6 slowly and uniformly to 2100°–2175°F, and do not forge below 1700°F. If a preheater is available, hold at 1200°F until uniformly heated before increasing temperature to the forging heat. Because of its air-hardening properties, for slow cooling bury in dry lime, silocel, or other insulating medium immediately after forging.
- **Annealing** Heat to 1400°F and hold 1 hour per inch of greatest thickness. Cool at 20°F per hour to 900°F then air-cool. A maximum hardness of Brinell 217 will be obtained following this treatment. Because of its air-hardening ability, Ameralloy-6 should not be normalized.

- **Hardening** Ameralloy-6 should be preheated at 1200°F, soaked, then raised to a hardening temperature of 1500°–1550°F and held for 1 hour per inch of greatest thickness. Oil-quench to 150°F and temper immediately. Tools made of Ameralloy-6 in sections less than 1" thickness may be air-quenched from 1500°F, providing safer hardening of intricate sections. Air-quenching also results in less distortion.

**Ameralloy-tested hardness and fracture grain ratings for air-blast and oil-quenching temperatures. Specimen size 1" round x 5":**

| Quenching Temperature (°F) | AIR-BLAST           |            | OIL-QUENCH          |            |
|----------------------------|---------------------|------------|---------------------|------------|
|                            | Fracture Grain Size | Rockwell C | Fracture Grain Size | Rockwell C |
| 1400°                      | 9¾                  | 61         | 9¾                  | 63         |
| 1450°                      | 9¾                  | 63         | 9¾                  | 64         |
| 1500°                      | 9½                  | 63         | 9¾                  | 64.5       |
| 1525°                      | 9½                  | 63         | 9¾                  | 64.5       |
| 1550°                      | 8¾                  | 63         | 9¼                  | 64         |
| 1600°                      | 8½                  | 63         | 8½                  | 63         |
| 1650°                      | 8¼                  | 63         | 7½                  | 63         |
| 1700°                      | 8                   | 62.5       | 7¼                  | 62         |
| 1750°                      | 8                   | 62.5       | 7¼                  | 61.5       |
| 1800°                      | 7                   | 62         | 7                   | 61         |

- **Tempering** Temper Ameralloy-6 at 400°. Some hardness may be sacrificed in favor of increased toughness by using higher tempering temperatures.

Unlike many die steels, Ameralloy-6 does not become brittle when tempered in the range of 450°–800°F. Hold a minimum of 1 hour per inch of greatest thickness when tempering at 400°F. To minimize the possibility of cracking, temper immediately after hardening by heating slowly to the desired tempering temperature.


**Resulting Rockwell hardness for tempering air-blast and oil-quenched specimens 7/8" round x 2-1/2" long at various temperatures:**

| Tempering Temperature (°F) | AIR-BLAST         | OIL-QUENCH        |
|----------------------------|-------------------|-------------------|
|                            | 1500°F Rockwell C | 1525°F Rockwell C |
| No draw                    | 63                | 65                |
| 300°                       | 59.5              | 62                |
| 400°                       | 57.5              | 61                |
| 500°                       | 56.5              | 58                |
| 600°                       | 55                | 56                |
| 700°                       | 51                | 53                |
| 800°                       | 49                | 50                |
| 900°                       | 47.5              | 48                |
| 1000°                      | 43.5              | 46                |

*Above results on 7/8" diameter specimens may be used as a guide in tempering tools to desired hardness. Tools of heavy section or mass may be several points lower in Rockwell hardness for a given treatment.*

## Available Shapes And Sizes

**Rounds**  
**Squares**  
**Flats**



Standard lengths 10'–12' R/L lengths. Larger rounds available upon request.

### Rounds Hot Rolled Annealed

|      |       |        |       |       |
|------|-------|--------|-------|-------|
| 1/4  | 5/8   | 1      | 1-1/2 | 2-1/4 |
| 5/16 | 11/16 | 1-1/16 | 1-5/8 | 2-3/8 |
| 3/8  | 3/4   | 1-1/8  | 1-3/4 | 2-1/2 |
| 7/16 | 13/16 | 1-1/4  | 1-7/8 | 2-5/8 |
| 1/2  | 7/8   | 1-5/16 | 2     | 2-3/4 |
| 9/16 | 15/16 | 1-3/8  | 2-1/8 | 2-7/8 |

### Rough Turned Rounds 5" And Over

|       |       |       |       |       |
|-------|-------|-------|-------|-------|
| 3     | 3-3/4 | 5     | 6-1/4 | 7-1/2 |
| 3-1/8 | 4     | 5-1/4 | 6-1/2 |       |
| 3-1/4 | 4-1/4 | 5-1/2 | 6-3/4 |       |
| 3-3/8 | 4-1/2 | 5-3/4 | 7     |       |
| 3-1/2 | 4-3/4 | 6     | 7-1/4 |       |

### Squares

|     |     |       |       |       |
|-----|-----|-------|-------|-------|
| 1/2 | 3/4 | 1-1/4 | 1-3/4 | 2-1/4 |
| 5/8 | 1   | 1-1/2 | 2     | 2-1/2 |


### Flats Hot Rolled Annealed

|         |         |         |         |         |
|---------|---------|---------|---------|---------|
| 1/4     | x 2     | x 2-1/2 | x 3     | x 8     |
| x 1-1/4 | x 2-1/2 | x 3     | x 3-1/2 | x 10    |
| x 2-1/4 | x 3     | x 3-1/2 | x 4     | 2-1/4   |
| 3/8     | x 4     | x 4     | x 5     | x 4     |
| x 1     | x 5     | x 4-1/2 | x 6     | x 6     |
| x 1-1/4 | 3/4     | x 5     | x 8     | 2-1/2   |
| x 1-1/2 | x 1     | x 6     | x 10    | x 3     |
| x 2     | x 1-1/4 | x 8     | 1-3/4   | x 3-1/2 |
| x 3     | x 1-1/2 | 1-1/4   | x 2     | x 4     |
| x 4     | x 1-3/4 | x 1-1/2 | x 2-1/2 | x 4-1/2 |
| 1/2     | x 2     | x 1-3/4 | x 3     | x 5     |
| x 1     | x 2-1/2 | x 2     | x 3-1/2 | x 6     |
| x 1-1/4 | x 3     | x 2-1/2 | x 4     | 3       |
| x 1-1/2 | x 3-1/2 | x 3     | x 4-1/2 | x 4     |
| x 1-3/4 | x 4     | x 4     | x 5     | x 5     |
| x 2     | x 5     | x 5     | 2       | x 6     |
| x 3     | x 6     | x 6     | x 2-1/2 | 3-1/2   |
| x 4     | x 8     | x 8     | x 3     | x 4     |
| x 6     | 1       | x 10    | x 3-1/2 | 4       |
| 5/8     | x 1-1/4 | 1-1/2   | x 4     | x 5     |
| x 1     | x 1-1/2 | x 1-3/4 | x 4-1/2 | x 6     |
| x 1-1/4 | x 1-3/4 | x 2     | x 5     |         |
| x 1-1/2 | x 2     | x 2-1/2 | x 6     |         |



# Ameralloy<sup>®</sup>-FH

## FLAME HARDENING DIE STEELS



Color code:  
GRAY

Ameralloy-FH was specially developed to withstand severe wear and resist galling. The application of Ameralloy-FH will result in a more uniform section after hardening, without shrinking. Ameralloy-FH can be hardened by quenching and tempering, flame hardening, or carburizing.

Ameralloy-FH was engineered to produce a perfect hand tool with inexperienced help, or where there is a lack of adequate heat-treating facilities. Ameralloy-FH can be reworked at the forge without cracking or changing physical properties.

### Typical Analysis

- Carbon .30
- Manganese .75
- Chromium 1.10
- Silicon .45
- Molybdenum .35
- Copper .50

### Features And Advantages

- Minimum decarburization
- Safe—will not mushroom or chip
- Wider range of hardness
- Shock resistant
- Extremely tough
- No tempering required

### Heat Treatment

- **Forging** 1900°–2150°F, stop at 1700°F
- **Annealing** 1400°F, slow furnace cool, Brinell 197
- **Hardening** 1500°–1850°F, water or oil-quench
- **Tempering** 300°–1300°F, Brinell 534–241

### General Instructions

- **Annealing** If machining is to follow forging, anneal by heating to 1400°F (cherry-red), cool to 900°F, then air cool.
- **Hardening** Allow tool to cool after forging. Reheat to 1550°–1850°F (salmon-to-orange range) and quench in water.
- **Toughen striking end** In the as-forged condition, the striking end should be tapered and heated to 1325°F (cherry-red), and quenched in water. This insures elimination of mushrooming.
- **Forging** Forge at 1800°–2000°F. Discontinue operation when temperature falls below 1800°F and reheat again. After forging, the piece should be air cooled. Ameralloy-FH will have the following physical properties:
  - Yield point: 96,000 lbs. psi
  - Tensile strength: 152,000 lbs. psi
  - Elongation in 2": 18%
  - Reduction of area: 46%
  - Brinell hardness: 320

| Rounds |       |       | Squares |       | Hexagons |       | Flats      |              |              |              |              |
|--------|-------|-------|---------|-------|----------|-------|------------|--------------|--------------|--------------|--------------|
| 1/2    | 2     | 4-1/4 | 1/2     | 2-1/4 | 3/8      | 1-3/4 | <b>3/4</b> | x 2          | x 6          | x 7          | x 7          |
| 5/8    | 2-1/8 | 4-1/2 | 5/8     | 2-1/2 | 1/2      | 1-7/8 | x 1        | x 3          | x 7          | x 8          | x 8          |
| 3/4    | 2-1/4 | 4-3/4 | 3/4     | 2-3/4 | 5/8      | 2     | x 1-1/2    | x 4          | x 8          | x 10         | x 10         |
| 7/8    | 2-3/8 | 5     | 7/8     | 3     | 3/4      | 2-1/8 | x 2        | x 5          | x 10         | x 12         | x 12         |
| 1      | 2-1/2 | 5-1/2 | 1       | 3-1/2 | 7/8      | 2-1/4 | x 3        | x 6          | <b>1-1/2</b> | <b>1-3/4</b> | x 14         |
| 1-1/8  | 2-3/4 | 6     | 1-1/8   | 4     | 1        | 2-3/8 | x 4        | x 8          | x 2          | x 6          | x 16         |
| 1-1/4  | 3     | 6-1/2 | 1-1/4   |       | 1-1/8    | 2-1/2 | x 5        | x 10         | x 3          | <b>2</b>     | x 18         |
| 1-3/8  | 3-1/4 | 7     | 1-3/8   |       | 1-1/4    | 2-3/4 | x 6        | x 12         | x 3-1/2      | x 3          | <b>2-1/2</b> |
| 1-1/2  | 3-1/2 | 7-1/2 | 1-1/2   |       | 1-3/8    | 3     | x 8        | <b>1-1/4</b> | x 4          | x 4          | x 3          |
| 1-5/8  | 3-3/4 | 8     | 1-3/4   |       | 1-1/2    |       | <b>1</b>   | x 4          | x 5          | x 5          | x 4          |
| 1-3/4  | 4     |       | 2       |       | 1-5/8    |       | x 1-1/2    | x 5          | x 6          | x 6          | x 5          |

Ameralloy-FH sizes for immediate shipment. Lengths: 18-20'. Custom sizes by request.

# Ameralloy<sup>®</sup> HIGH SPEED-2

HIGH CARBON STEEL  
AISI M-2



Color code:  
ORANGE WITH  
BLACK STRIPE



Ameralloy High Speed-2 is the most widely used type of high-speed steel. It is generally used for the same applications as T-1 high speed. Ameralloy High Speed-2 has higher carbon content and balanced analysis producing properties applicable to all general-purpose high speed uses.

## Typical Analysis

- Carbon .86
- Chromium 4.15
- Tungsten 6.35
- Molybdenum 5.00
- Vanadium 1.90

## Applications

- Lathe tools
- Planer tools
- Drills
- Taps
- Reamers
- Broachers
- Milling cutters
- Form cutters
- Wood knives
- Gear cutters
- End mills

## Features And Advantages

- Balanced abrasion and shock resistance
- Good red-hardness
- Weighs 6% less than T-1 high speed
- Can be hardened at 100° below T-1 high speed

## Characteristics

- **Machinability** Like all highly alloyed steels, High Speed-2 machines with somewhat more difficulty than the lower alloyed steels. It is rated at 65 as compared to a 1% carbon tool steel, which is rated at 100.
- **Critical points** Critical points obtained by dilatometer tests when heating at a rate of 400° per hour and cooling at 30° per hour are as follows:

Heating – Ac range 1530° to 1610°F

Cooling – Ar range 1430° to 1380°F

## Heat Treatment


- **Forging** 2050°–2100°F, stop at 1800°F and cool slowly
- **Annealing** 1600°F, cool slowly. Brinell 241 max.
- **Preheating** 1550°F, soak before hardening
- **Hardening** 2250° to 2275°F, oil-quench
- **Tempering** 1000°–1050°F, Rockwell C 65-66

# Ameralloy® High Speed-2

HIGH CARBON STEEL AISI M-2

## Available Shapes And Sizes

Rounds  
Squares  
Flats



Standard lengths 10'–12' or cut to specified length.  
Modified and special sizes available upon request.  
Prompt forging service available.

### Rounds Decarb Free

|       |        |         |         |         |
|-------|--------|---------|---------|---------|
| 1/16  | 5/8    | 1.515   | 2-17/64 | 3-11/16 |
| 5/64  | 21/32  | 1-9/16  | 2-5/16  | 3-3/4   |
| 3/32  | 11/16  | 1-19/32 | 2-3/8   | 3-13/16 |
| 7/64  | 3/4    | 1.610   | 2-7/16  | 3-7/8   |
| 1/8   | 5/32   | 1-5/8   | 2-1/2   | 3-15/16 |
| 9/64  | 13/16  | 1.650   | 2-17/32 | 4       |
| 5/32  | 7/8    | 1-11/16 | 2.515   | 4-1/32  |
| 11/64 | 15/16  | 1.700   | 2-9/16  | 4-1/16  |
| 3/16  | 31/32  | 1-3/4   | 2.610   | 4-1/8   |
| 13/64 | 1      | 1.765   | 2-5/8   | 4-1/4   |
| 7/32  | 1.015  | 1-49/64 | 2-11/16 | 4-3/8   |
| 15/64 | 1.055  | 1-25/32 | 2-3/4   | 4-1/2   |
| 1/4   | 1-1/16 | 1-13/16 | 2-13/16 | 4-5/8   |
| 17/64 | 1-1/8  | 1.860   | 2-7/8   | 4-3/4   |
| 9/32  | 1.160  | 1-7/8   | 2-15/16 | 4-25/32 |
| 5/16  | 1-3/16 | 1.890   | 3       | 4-7/8   |
| 21/64 | 1.192  | 1-15/16 | 3.015   | 5       |
| 11/32 | 1-7/32 | 1-31/32 | 3-1/16  | 5-1/4   |
| 3/8   | 1-1/4  | 2       | 3-1/8   | 5-1/2   |
| 25/64 | 1.275  | 2.015   | 3-1/4   | 5-3/4   |
| 13/32 | 1-5/16 | 2-1/64  | 3-5/16  | 6       |
| 7/16  | 1.360  | 2-1/32  | 3-3/8   | 6-1/4   |
| 15/32 | 1-3/8  | 2-1/16  | 3-7/16  | 6-1/2   |
| 1/2   | 1-7/16 | 2-1/8   | 3-1/2   | 7       |
| 17/32 | 1.450  | 2-3/16  | 3-9/16  | 7-1/2   |
| 9/16  | 1-1/2  | 2-1/4   | 3-5/8   | 8       |

### Flats & Squares Decarb-Free Plus .015/.030

|              |              |              |              |            |
|--------------|--------------|--------------|--------------|------------|
| <b>1/4</b>   | <b>1/2</b>   | <b>5/8</b>   | <b>3/4</b>   | <b>7/8</b> |
| x 1/4        | x 1/2        | x 5/8        | x 3/4        | x 1-1/2    |
| x 1          | x 3/4        | x 1-1/4      | x 1          | x 1-3/4    |
| x 1-1/2      | x 1          | x 1-1/2      | x 1-1/2      | x 2        |
| <b>3/8</b>   | x 1-1/2      | x 2          | x 2          | x 3        |
| x 2          | x 2-1/4      | x 2-1/2      | x 2-1/2      | x 4        |
| x 3/8        | x 2-1/2      |              | x 3          | x 5        |
| x 1          | x 3          |              | x 4          | x 6        |
| x 1-1/4      | x 4          |              | x 5          | x 8        |
| x 1-1/2      | x 6          |              | x 6          | x 10       |
| x 2          | x 8          |              | x 8          | x 12       |
| x 3          | x 10         |              | x 10         |            |
|              | x 12         |              | x 12         |            |
| <b>1</b>     | <b>1-1/4</b> | <b>1-1/2</b> | <b>1-3/4</b> | <b>2</b>   |
| x 1          | x 1-1/4      | x 1-1/2      | x 1-3/4      | x 2        |
| x 1-1/4      | x 1-1/2      | x 2          | x 2          | x 2-1/2    |
| x 1-1/2      | x 2          | x 2-1/2      | x 2-1/2      | x 3        |
| x 2          | x 2-1/2      | x 3          | x 3          | x 3-1/2    |
| x 2-1/2      | x 3          | x 4          | x 4          | x 4        |
| x 3          | x 4          | x 6          | x 5          | x 5        |
| x 4          | x 5          | x 8          | x 6          | x 6        |
| x 5          | x 6          | x 10         | x 8          | x 8        |
| x 6          | x 8          | x 12         | x 10         | x 10       |
| x 8          | x 10         |              | x 12         | x 12       |
| x 10         | x 12         |              |              |            |
| x 12         |              |              |              |            |
| <b>2-1/2</b> | <b>3</b>     |              |              |            |
| x 2-12       | x 3          |              |              |            |
| x 3          | x 4          |              |              |            |
| x 4          | x 6          |              |              |            |
| x 6          | x 8          |              |              |            |
| x 8          | x 10         |              |              |            |
| x 10         | x 12         |              |              |            |
| x 12         |              |              |              |            |

# Ameralloy-T<sup>®</sup>

**TUNGSTEN BASE STEEL**      AISI T-1



Ameralloy-T is the best known tungsten base type of high speed steel. Ameralloy-T is used for general purpose cutting operations.

## Typical Analysis

- Carbon .75
- Chromium 4.00
- Tungsten 18.00
- Vanadium 1.10

## Features And Advantages

- Balanced combination of abrasion and shock resistance for cutting tools
- High red-hardness
- Least decarburization of the standard high speed steels.

## Heat Treatment

- **Forging** 2050°–2150°F, stop at 1800°F
- **Annealing** 1650°F, furnace-cool, Brinell 241 max.
- **Preheating** 1600°F, prior to hardening
- **Hardening** 2350° oil-quench
- **Tempering** 1000°–1050°F, Rockwell C 65

## Applications

- Lathe tools
- Planer tools
- Boring mill tools
- Slotter tools
- Shaper tools
- Tool bits
- Flat and twist drills
- Hobs
- Milling cutters
- Chasers
- Taps
- Reamers
- File-cutting chisels
- Gear cutters
- Form cutters
- End mills
- Broaches
- Threaders
- Punches
- Piercers
- Crowning tools

## Characteristics

- **Machinability** Like all highly alloyed steels, Ameralloy-T machines with somewhat more difficulty than steels containing lower alloy content. Ameralloy-T has a machinability of 60, as compared with a 1% carbon tool steel rated at 100.
- **Critical points** Critical point ranges obtained by dilatometer test when heating and cooling at a rate of 400°F/hour:

|   |
|---|
| <b>Heating – Ac range 1540° to 1630°F</b> |
| <b>Cooling – Ar range 1550° to 735°F</b>  |

- **Decarburization** Ameralloy-T is not as highly susceptible to decarburization as the molybdenum base high speed steels. However, reasonably good heat treating equipment is required, otherwise the tools must be ground to remove decarburization after hardening.

## General Instructions

- **Forging** Preheat Ameralloy-T and soak at approximately 1300°F before transferring to the high temperature furnace. Heat slowly to the forging range of 2050°–2150°F. Discontinue forging as soon as the piece has cooled to about 1800°F, and reheat before resuming forging. Pieces should be cooled slowly after the forging operation is completed.
- **Annealing** Ameralloy-T should always be annealed after forging. To prevent decarburization, use a controlled atmosphere furnace or pack in a sealed container using inert material. Heat slowly to 1650°F and hold at this temperature for approximately 1 hour per inch of greatest thickness. Cool at a rate of 25°F per hour to 900°F. Resulting hardness after proper annealing is Brinell 241 max.
- **Hardening** Preheat Ameralloy-T slowly to 1600°F and hold at this temperature until thoroughly soaked. Then heat to the quenching temperature of 2350°F. Tools should be heated to the quenching temperature rapidly and not held

at this temperature any longer than necessary for proper solution of carbides. If held too long, grain growth with accompanying brittleness may result. Total heating time in the furnace or bath varies from a few minutes to 10–15 minutes, depending on the size of the tool. Temper as soon as the tool has reached a quenching temperature of 150° to 200°F.

**Ameralloy-tested fracture grain size & Rockwell C hardness of Ameralloy-T specimens 1" round x 5" long, quenched in oil and quenched in still air:**

| Quenching Temperature (°F) | OIL-QUENCHED    |            | AIR-QUENCHED    |            |
|----------------------------|-----------------|------------|-----------------|------------|
|                            | Fracture Rating | Rockwell C | Fracture Rating | Rockwell C |
| 1900°                      | 8½              | 59         | 8½              | 56         |
| 2000°                      | 8¾              | 61         | 9               | 61         |
| 2100°                      | 9               | 63         | 9¼              | 63         |
| 2200°                      | 9¼              | 65         | 9¼              | 64         |
| 2300°                      | 9¼              | 65         | 9¼              | 64         |
| 2350°                      | 9½              | 66         | 9¼              | 64         |
| 2400°                      | 8¾              | 66         | 8¾              | 64         |

- **Tempering** The best combination of cutting ability, strength, hardness, shock resistance, and toughness for all types of tools is developed by tempering in the secondary hardness range. For Ameralloy-T that range is approximately 1000°–1050°F. Tools are tempered by heating to 1025°–1050°F, at a minimum holding time of 2 hours per inch of greatest cross section. Then cool to room temperature. It is customary to use a double-tempering operation carried out with a secondary heating at 25°–50°F below the primary tempering temperature. Shock resisting and hot work parts are usually tempered within a range of 1100°–1200°F.

Rockwell C hardness of specimens 1" round x 2-1/2" long, hardened in oil vs. still air at temperatures ranging from 2100°–2400°F. The specimens were then tempered for 2 hours at temperatures ranging from 300°–1400°F:


| OIL-QUENCH                 | Quenching Temperature (°F) |       |       |       |       |
|----------------------------|----------------------------|-------|-------|-------|-------|
|                            | 2100°                      | 2200° | 2300° | 2350° | 2400° |
| Tempering Temperature (°F) | Rockwell C                 |       |       |       |       |
| As quenched                | 63                         | 65    | 65    | 66    | 66    |
| 300°                       | 63                         | 65    | 65    | 65    | 65    |
| 400°                       | 62                         | 63    | 64    | 64    | 64    |
| 500°                       | 60                         | 61    | 62    | 62    | 63    |
| 600°                       | 60                         | 61    | 61    | 61    | 62    |
| 700°                       | 59                         | 60    | 61    | 61    | 61    |
| 800°                       | 59                         | 60    | 61    | 61    | 61    |
| 900°                       | 60                         | 61    | 62    | 63    | 63    |
| 1000°                      | 61                         | 62    | 64    | 65    | 65    |
| 1050°                      | 61                         | 62    | 64    | 65    | 65    |
| 1100°                      | 61                         | 62    | 64    | 64    | 64    |
| 1200°                      | 53                         | 55    | 57    | 57    | 58    |
| 1300°                      | 44                         | 45    | 47    | 47    | 47    |
| 1400°                      | 33                         | 36    | 36    | 37    | 37    |

| AIR-QUENCH                 | Quenching Temperature (°F) |       |       |       |       |
|----------------------------|----------------------------|-------|-------|-------|-------|
|                            | 2100°                      | 2200° | 2300° | 2350° | 2400° |
| Tempering Temperature (°F) | Rockwell C                 |       |       |       |       |
| As quenched                | 63                         | 64    | 64    | 64    | 64    |
| 300°                       | 63                         | 64    | 64    | 64    | 64    |
| 400°                       | 62                         | 63    | 64    | 64    | 64    |
| 500°                       | 59                         | 60    | 61    | 63    | 63    |
| 600°                       | 59                         | 61    | 61    | 62    | 62    |
| 700°                       | 59                         | 61    | 62    | 62    | 62    |
| 800°                       | 59                         | 61    | 61    | 62    | 62    |
| 900°                       | 59                         | 61    | 62    | 62    | 62    |
| 1000°                      | 59                         | 62    | 63    | 63    | 63    |
| 1050°                      | 59                         | 60    | 62    | 63    | 63    |
| 1100°                      | 57                         | 60    | 61    | 62    | 62    |
| 1200°                      | 52                         | 55    | 55    | 55    | 56    |
| 1300°                      | 43                         | 45    | 43    | 43    | 43    |
| 1400°                      | 26                         | 28    | 31    | 31    | 31    |

Above results on 1" diameter specimens may be used as a guide in tempering tools to desired hardness. Tools of heavy section or mass may be several points lower in Rockwell hardness for a given treatment.

## Available Shapes And Sizes

Rounds  
Squares  
Flats



Standard lengths 10'–12' or cut to specified length.  
Modified and special sizes available upon request.  
Prompt forging service available.

### Rounds Decarb-Free

|       |       |       |
|-------|-------|-------|
| 3/4   | 1-1/2 | 2-1/2 |
| 7/8   | 1-5/8 | 2-3/4 |
| 1     | 1-3/4 | 3     |
| 1-1/8 | 2     | 3-1/4 |
| 1-1/4 | 2-1/8 | 4-1/4 |
| 1-3/8 | 2-1/4 |       |

### Squares Hot Rolled Finish–Tolerance Standard


|       |       |   |
|-------|-------|---|
| 1-1/4 | 1-1/2 | 2 |
|-------|-------|---|

### Flats Hot Rolled Finish–Tolerance Standard


|                |         |         |
|----------------|---------|---------|
| 3/8 x 1-1/4    | 3/4     | 1-1/2   |
| 1/2 x 2-1/2    | x 1-1/4 | x 2     |
| 5/8 x 1-1/4    | x 1-1/2 | x 2-1/2 |
| 11/16 x 1-5/16 | 1       |         |
|                | x 1-1/4 |         |
|                | x 1-1/2 |         |
|                | x 1-3/4 |         |
|                | x 2     |         |
|                | x 3     |         |

# Durelloy-PM™

HEAT TREATED ALLOY



Color Code:  
ENDS RED



Durelloy pre-machined is a fine grained, stress relieved, electric furnace alloy. It is heat treated to Rockwell C 28–32, Blanchard ground top and bottom  $+0.020/.030 - .000$ , width  $+1/8" - .000$ .

A machinability rating of 80% means Durelloy-PM is ready for use in most tooling applications with no further heat treating. Durelloy-PM can be flame-hardened to 578/698 BHN for applications in which a higher hardness is required at wear points.

## Applications

- Base plates
- Backup plates
- Bolsters
- Fixtures
- Guides
- Holder blocks
- Peenable dies
- Punch pads
- Strippers
- Jigs
- Molds

## Available Sizes

- **Thickness** 1/2"–5" custom grinds to 20"
- **Widths** 2"–24" custom grinds to 96"
- **Lengths** 60"–72" custom grinds to 120" and 144"
- **Custom sizes** Available upon request